

1.5SMCJ8.5AS ~ 1.5SMCJ220CAS Series

Transient Voltage Suppressor

Recongnized File # E210467 (1.5SMCJ8.5AS ~ 1.5SMCJ170CAS Series)

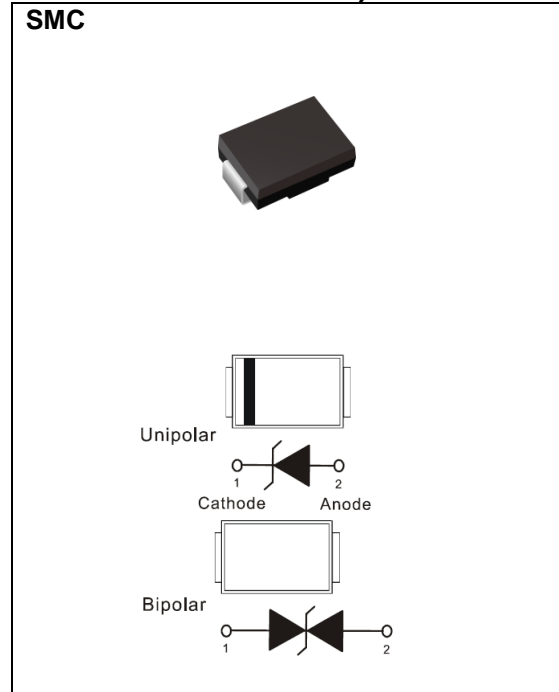
Voltage 8.5~220 V **Power** 1500 W

Features

- Fast response time
- Low incremental surge resistance
- Ultra thin profile package for space constrained utilization
- High temperature soldering : 260°C/10 seconds at terminals
- Lead free in compliance with EU RoHS 2.0
- Green molding compound as per IEC 61249 standard

Mechanical Data

- Case: Molded plastic, SMC
- Terminals: Solder plated, solderable per MIL-STD-750, Method 2026
- Approx. Weight: 0.0082 ounces, 0.2325 grams



Maximum Ratings and Thermal Characteristics (T_A = 25 °C unless otherwise noted)

PARAMETER	SYMBOL	LIMIT	UNITS
Peak Pulse Power Dissipation(tp = 10 / 1000 us)	P _{PP} ^{(1) (2)}	1500	W
Peak Pulse Current on tp = 10 / 1000 us waveform ^(Fig.2)	I _{PPM} ⁽¹⁾	See table 1	A
Power Dissipation on Infinite Heat Sink at T _L = 50 °C	P _D	6.5	W
ESD IEC61000-4-2(Air)	V _{ESD}	±30	kV
ESD IEC61000-4-2(Contact)		±30	
Typical Thermal Resistance Junction to Ambient	R _{θJA} ⁽³⁾	125	°C/W
Operating Junction Temperature Range	T _J	-55~150	°C
Storage Temperature Range	T _{STG}	-55~150	°C

1.5SMCJ8.5AS ~ 1.5SMCJ220CAS Series

Electrical Characteristics (T_A = 25 °C unless otherwise noted)

Part Number		V _{RWM}	V _{BR}			I _R		V _{C@IPP}		Marking Code	
			Min.	Max.	I _T	@V _{RWM}	uA				
UNI	BI	V	V	V	mA	UNI	BI	V	A	UNI	BI
1500W Transient Voltage Suppressor											
1.5SMCJ8.5AS	1.5SMCJ8.5CAS	8.5	9.44	10.82	1	25	50	14.4	104.2	C8V5AS	C8V5CAS
1.5SMCJ9.0AS	1.5SMCJ9.0CAS	9	10	11.5	1	10	20	15.4	97.4	C9V0AS	C9V0CAS
1.5SMCJ10AS	1.5SMCJ10CAS	10	11.1	12.8	1	5	5	17	88.2	C10AS	C10CAS
1.5SMCJ11AS	1.5SMCJ11CAS	11	12.2	14	1	1	1	18.2	82.4	C11AS	C11CAS
1.5SMCJ12AS	1.5SMCJ12CAS	12	13.3	15.3	1	1	1	19.9	75.3	C12AS	C12CAS
1.5SMCJ13AS	1.5SMCJ13CAS	13	14.4	16.5	1	1	1	21.5	69.7	C13AS	C13CAS
1.5SMCJ14AS	1.5SMCJ14CAS	14	15.6	17.9	1	1	1	23.2	64.7	C14AS	C14CAS
1.5SMCJ15AS	1.5SMCJ15CAS	15	16.7	19.2	1	1	1	24.4	61.5	C15AS	C15CAS
1.5SMCJ16AS	1.5SMCJ16CAS	16	17.8	20.5	1	1	1	26	57.7	C16AS	C16CAS
1.5SMCJ17AS	1.5SMCJ17CAS	17	18.9	21.7	1	1	1	27.6	53.3	C17AS	C17CAS
1.5SMCJ18AS	1.5SMCJ18CAS	18	20	23.3	1	1	1	29.2	51.4	C18AS	C18CAS
1.5SMCJ20AS	1.5SMCJ20CAS	20	22.2	25.5	1	1	1	32.4	46.3	C20AS	C20CAS
1.5SMCJ22AS	1.5SMCJ22CAS	22	24.4	28	1	1	1	35.5	42.2	C22AS	C22CAS
1.5SMCJ24AS	1.5SMCJ24CAS	24	26.7	30.7	1	1	1	38.9	38.6	C24AS	C24CAS
1.5SMCJ26AS	1.5SMCJ26CAS	26	28.9	33.2	1	1	1	42.1	35.6	C26AS	C26CAS
1.5SMCJ28AS	1.5SMCJ28CAS	28	31.1	35.8	1	1	1	45.4	33	C28AS	C28CAS
1.5SMCJ30AS	1.5SMCJ30CAS	30	33.3	38.3	1	1	1	48.4	31	C30AS	C30CAS
1.5SMCJ33AS	1.5SMCJ33CAS	33	36.7	42.2	1	1	1	53.3	28.1	C33AS	C33CAS
1.5SMCJ36AS	1.5SMCJ36CAS	36	40	46	1	1	1	58.1	25.8	C36AS	C36CAS
1.5SMCJ40AS	1.5SMCJ40CAS	40	44.4	51.1	1	1	1	64.5	23.2	C40AS	C40CAS
1.5SMCJ43AS	1.5SMCJ43CAS	43	47.8	55	1	1	1	69.4	21.6	C43AS	C43CAS
1.5SMCJ45AS	1.5SMCJ45CAS	45	50	57.5	1	1	1	72.7	20.6	C45AS	C45CAS
1.5SMCJ48AS	1.5SMCJ48CAS	48	53.3	61.3	1	1	1	77.4	19.4	C48AS	C48CAS
1.5SMCJ51AS	1.5SMCJ51CAS	51	56.7	65.2	1	1	1	82.4	18.2	C51AS	C51CAS
1.5SMCJ54AS	1.5SMCJ54CAS	54	60	69	1	1	1	87.1	17.2	C54AS	C54CAS
1.5SMCJ58AS	1.5SMCJ58CAS	58	64.4	74.1	1	1	1	93.6	16	C58AS	C58CAS
1.5SMCJ60AS	1.5SMCJ60CAS	60	66.7	76.7	1	1	1	96.8	15.5	C60AS	C60CAS
1.5SMCJ64AS	1.5SMCJ64CAS	64	71.1	81.8	1	1	1	103	14.6	C64AS	C64CAS
1.5SMCJ70AS	1.5SMCJ70CAS	70	77.8	89.5	1	1	1	113	13.3	C70AS	C70CAS

1.5SMCJ8.5AS ~ 1.5SMCJ220CAS Series

Electrical Characteristics ($T_A = 25^\circ\text{C}$ unless otherwise noted)

Part Number		V_{RWM}	V_{BR}			I_R		$V_C@I_{PP}$		Marking Code	
			Min.	Max.	I_T	@ V_{RWM}	μA				
UNI	BI	V	V	V	mA	UNI	BI	V	A	UNI	BI
1500W Transient Voltage Suppressor											
1.5SMCJ75AS	1.5SMCJ75CAS	75	83.3	95.8	1	1	1	121	12.4	C75AS	C75CAS
1.5SMCJ78AS	1.5SMCJ78CAS	78	86.7	99.7	1	1	1	126	11.4	C78AS	C78CAS
1.5SMCJ85AS	1.5SMCJ85CAS	85	94.4	108.2	1	1	1	137	10.4	C85AS	C85CAS
1.5SMCJ90AS	1.5SMCJ90CAS	90	100	115.5	1	1	1	146	10.3	C90AS	C90CAS
1.5SMCJ100AS	1.5SMCJ100CAS	100	111	128	1	1	1	162	9.3	C100AS	C100CAS
1.5SMCJ110AS	1.5SMCJ110CAS	110	122	140.5	1	1	1	177	8.4	C110AS	C110CAS
1.5SMCJ120AS	1.5SMCJ120CAS	120	133	153	1	1	1	193	7.9	C120AS	C120CAS
1.5SMCJ130AS	1.5SMCJ130CAS	130	144	165.5	1	1	1	209	7.2	C130AS	C130CAS
1.5SMCJ150AS	1.5SMCJ150CAS	150	167	192.5	1	1	1	243	6.2	C150AS	C150CAS
1.5SMCJ160AS	1.5SMCJ160CAS	160	178	205	1	1	1	259	5.8	C160AS	C160CAS
1.5SMCJ170AS	1.5SMCJ170CAS	170	189	217.5	1	1	1	275	5.5	C170AS	C170CAS
1.5SMCJ180AS	1.5SMCJ180CAS	180	198	230.4	1	1	1	292	5.1	C180AS	C180CAS
1.5SMCJ190AS	1.5SMCJ190CAS	190	209	243.2	1	1	1	308	4.8	C190AS	C190CAS
1.5SMCJ200AS	1.5SMCJ200CAS	200	220	256	1	1	1	324	4.6	C200AS	C200CAS
1.5SMCJ210AS	1.5SMCJ210CAS	210	231	268.8	1	1	1	340	4.4	C210AS	C210CAS
1.5SMCJ220AS	1.5SMCJ220CAS	220	242	281.6	1	1	1	356	4.2	C220AS	C220CAS

Notes :

1. Non-repetitive current pulse, per Fig.3 and derated above $T_A=25^\circ\text{C}$ per Fig.2
2. Mounted on 100cm² copper pads to each terminal
3. Mounted on a FR4 PCB, single-sided copper, standard footprint

1.5SMCJ8.5AS ~ 1.5SMCJ220CAS Series

TYPICAL CHARACTERISTIC CURVES

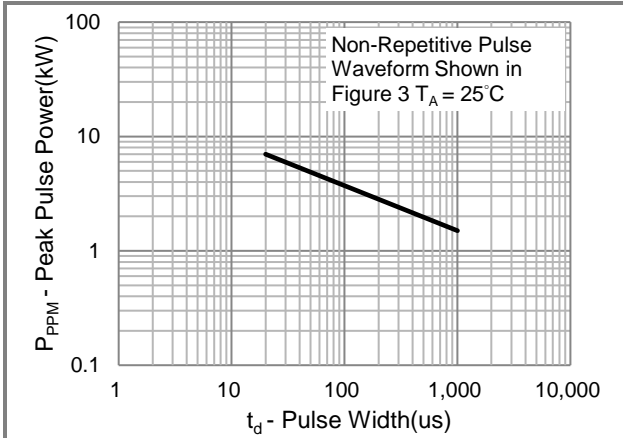


Fig.1 Pulse Power Rating Curve

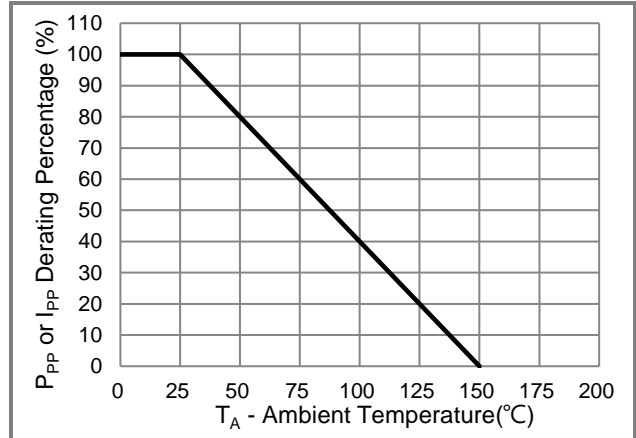


Fig.2 Derating Curve

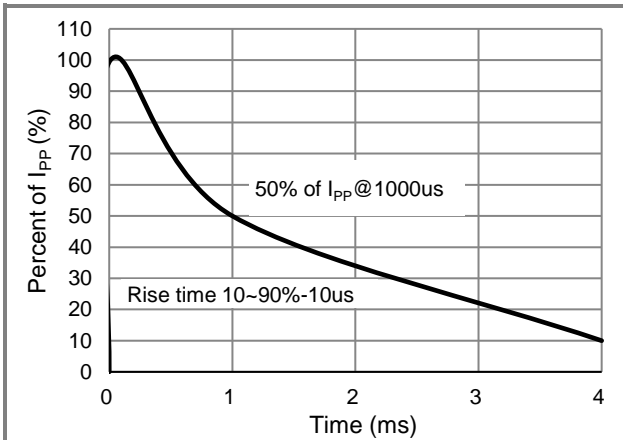


Fig.3 10/1000us Pulse Waveform

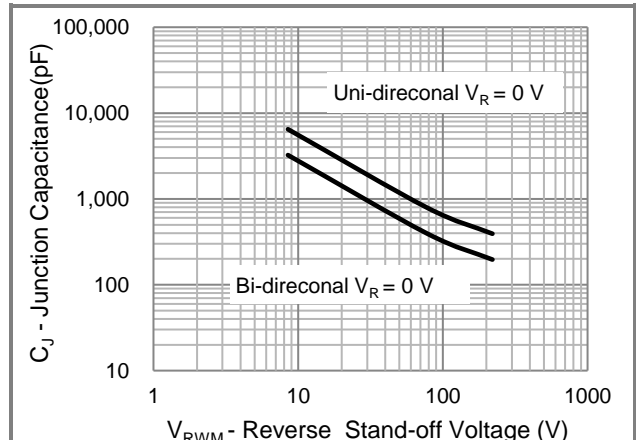


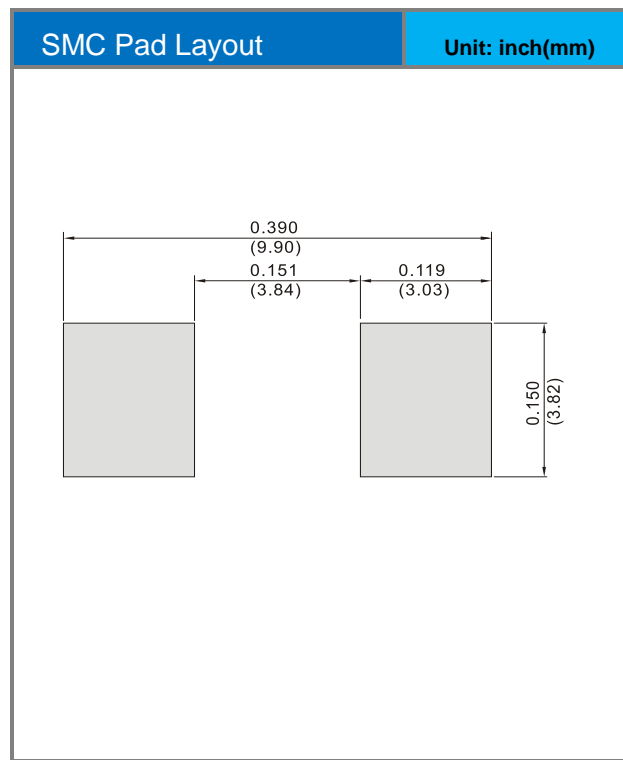
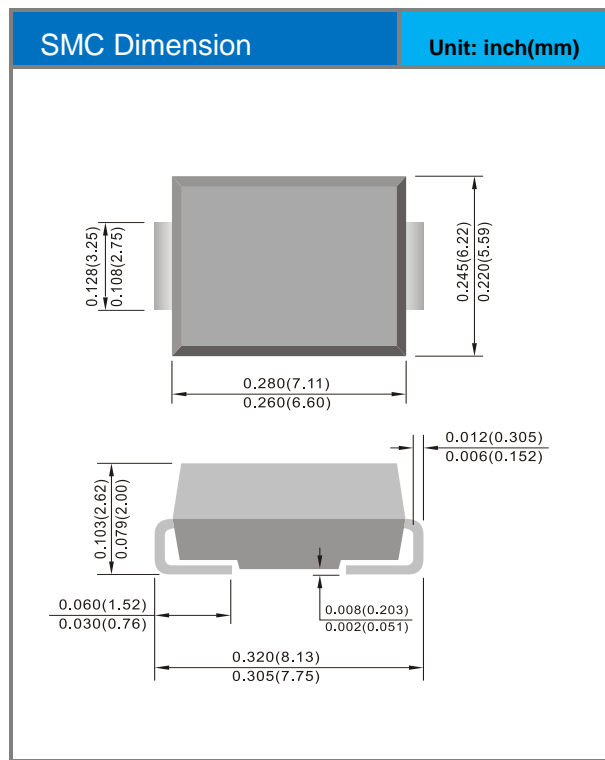
Fig.4 Typical Capacitance

1.5SMCJ8.5AS ~ 1.5SMCJ220CAS Series

Product and Packing Information

Part No.	Package Type	Packing Type	Marking
1.5SMCJxxxxAS	SMC	0.8K pcs / 7" reel	See Table

Packaging Information & Mounting Pad Layout



1.5SMCJ8.5AS ~ 1.5SMCJ220CAS Series

Disclaimer

- Reproducing and modifying information of the document is prohibited without permission from Panjit International Inc..
- Panjit International Inc. reserves the rights to make changes of the content herein the document anytime without notification. Please refer to our website for the latest document.
- Panjit International Inc. disclaims any and all liability arising out of the application or use of any product including damages incidentally and consequentially occurred.
- Panjit International Inc. does not assume any and all implied warranties, including warranties of fitness for particular purpose, non-infringement and merchantability.
- Applications shown on the herein document are examples of standard use and operation. Customers are responsible in comprehending the suitable use in particular applications. Panjit International Inc. makes no representation or warranty that such applications will be suitable for the specified use without further testing or modification.
- The products shown herein are not designed and authorized for equipments requiring high level of reliability or relating to human life and for any applications concerning life-saving or life-sustaining, such as medical instruments, transportation equipment, aerospace machinery et cetera. Customers using or selling these products for use in such applications do so at their own risk and agree to fully indemnify Panjit International Inc. for any damages resulting from such improper use or sale.
- Since Panjit uses lot number as the tracking base, please provide the lot number for tracking when complaining.