

1N4150

FAST SWITCHING SURFACE MOUNT DIODES

VOLTAGE 50 Volt **POWER** 500 mWatt

DO-35 Unit : inch(mm)

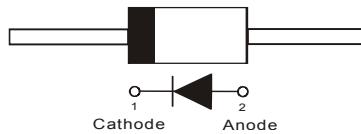
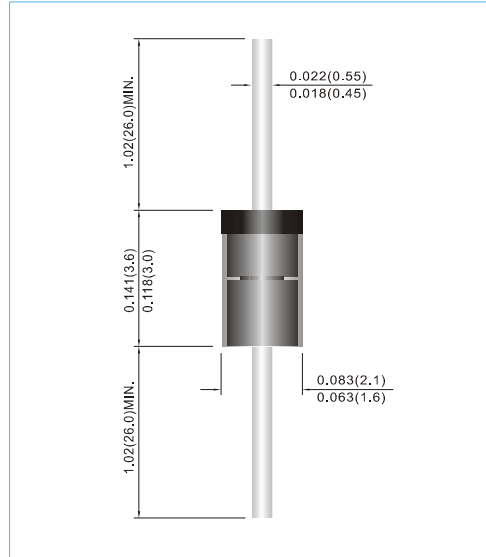
FEATURES

- Fast switching Speed.
- Surface Mount Package Ideally Suited For Automatic Insertion.
- Silicon Epitaxial Planar Construction.
- Lead free in compliance with EU RoHS 2011/65/EU directive

MECHANICAL DATA

- Case: Mini Melf, Glass
- Terminals: Solderable per MIL-STD-750, Method 2026
- Approx. Weight: 0.00465 ounces, 0.131 grams
- Ordering information: Suffix : " -35 " to order DO-35 Package
- Packing information

B - 2K per Bulk box
T/R - 10K per 15" plastic Reel
T/B - 5K per horiz. tape & Ammo box



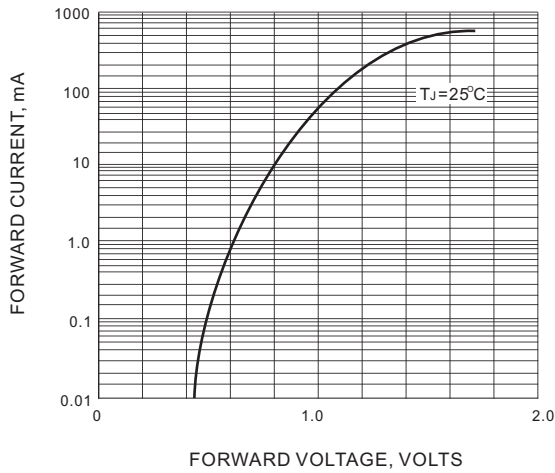
MAXIMUM RATINGS AND ELECTRICAL CHARACTERISTICS (T_J=25°C unless otherwise noted)

PARAMETER	SYMBOL	VALUE	UNITS
Reverse Voltage	V _R	50	V
Peak Reverse Voltage	V _{RM}	50	V
RMS Voltage	V _{RMS}	35	V
Maximum Average Forward Current at T _A =25°C And f ≥ 50Hz	I _{F(AV)}	200	mA
Surge Forward Current at t < 1s and T _J =25°C	I _{FSM}	500	mA
Power Dissipation at T _A = 25°C	P _{TOT}	500	mW
Maximum Forward Voltage at I _F =200mA	V _F	1	V
Maximum Leakage Current at V _R = 50V	I _R	0.1	μA
Maximum Capacitance (Note 1)	C _J	4	pF
Maximum Reverse Recovery Time (Note 2)	t _{tr}	4	ns
Typical Thermal Resistance	R _{θJA}	350	°C / W
Junction Temperature and Storage Temperature Range	T _J , T _S	-65 to +175	°C

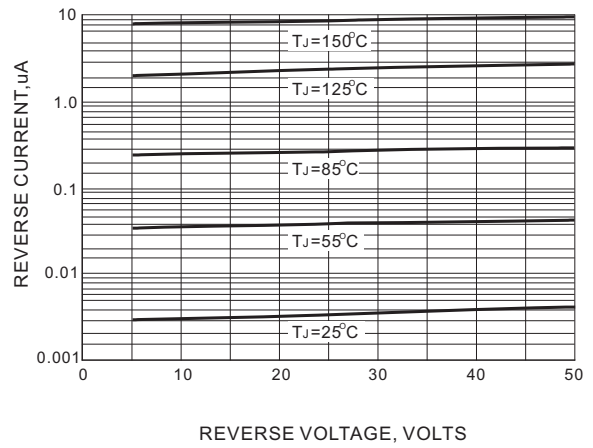
NOTE:

1. C_J at V_R=0, f=1MHZ
2. From I_F=10mA to I_R=1mA, V_R=6Volts, R_L=100Ω

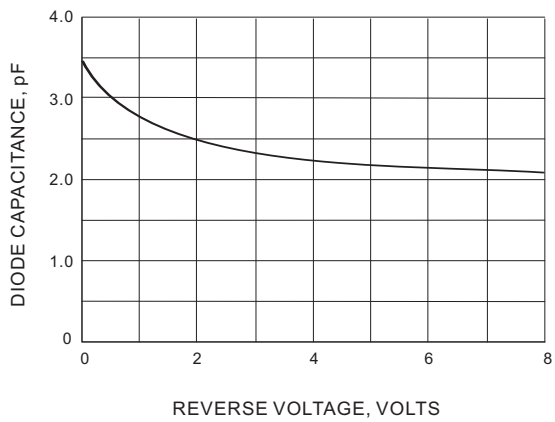
1N4150



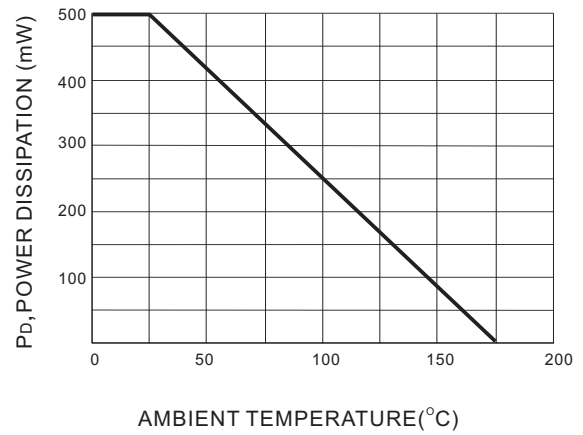
FORWARD VOLTAGE



LEAKAGE CURRENT



TYPICAL CAPATICANCE



POWER DERATING

1N4150

Part No_packing code_Version

1N4150_AX_10001
1N4150_AY_10001
1N4150_R2_10001
1N4150_B0_10001

For example :

RB500V-40_R2_00001



Packing Code XX				Version Code XXXXX		
Packing type	1 st Code	Packing size code	2 nd Code	HF or RoHS	1 st Code	2 nd -5 th Code
Tape and Ammunition Box (T/B)	A	N/A	0	HF	0	serial number
Tape and Reel (T/R)	R	7"	1	RoHS	1	serial number
Bulk Packing (B/P)	B	13"	2			
Tube Packing (T/P)	T	26mm	X			
Tape and Reel (Right Oriented) (TRR)	S	52mm	Y			
Tape and Reel (Left Oriented) (TRL)	L	PANASERT T/B CATHODE UP (PBCU)	U			
FORMING	F	PANASERT T/B CATHODE DOWN (PBCD)	D			

1N4150

Disclaimer

- Reproducing and modifying information of the document is prohibited without permission from Panjit International Inc..
- Panjit International Inc. reserves the rights to make changes of the content herein the document anytime without notification. Please refer to our website for the latest document.
- Panjit International Inc. disclaims any and all liability arising out of the application or use of any product including damages incidentally and consequentially occurred.
- Panjit International Inc. does not assume any and all implied warranties, including warranties of fitness for particular purpose, non-infringement and merchantability.
- Applications shown on the herein document are examples of standard use and operation. Customers are responsible in comprehending the suitable use in particular applications. Panjit International Inc. makes no representation or warranty that such applications will be suitable for the specified use without further testing or modification.
- The products shown herein are not designed and authorized for equipments requiring high level of reliability or relating to human life and for any applications concerning life-saving or life-sustaining, such as medical instruments, transportation equipment, aerospace machinery et cetera. Customers using or selling these products for use in such applications do so at their own risk and agree to fully indemnify Panjit International Inc. for any damages resulting from such improper use or sale.
- Since Panjit uses lot number as the tracking base, please provide the lot number for tracking when complaining.