



BZX84C2V4TW-AU~BZX84C75TW-AU

TRIPLE ISOLATED SURFACE MOUNT ZENER DIODES

VOLTAGE

2.4 to 75 Volt

POWER

200 mWatt

SOT-363

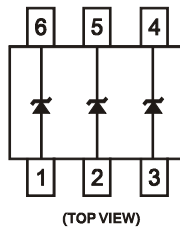
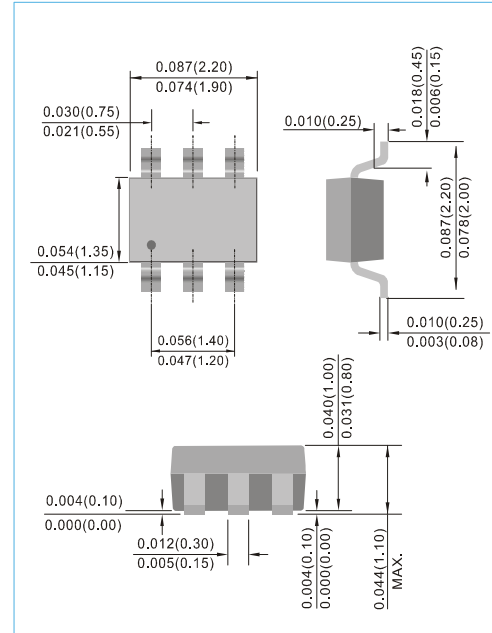
Unit : inch(mm)

FEATURES

- 200mW Power Dissipation Rating
- Zener Voltages from 2.4~75V
- Ideally Suited for Automatic Insertion
- Acquire quality system certificate : TS16949
- AEC-Q101 qualified
- Lead free in compliance with EU RoHS2.0 (2011/65/EU & 2015/865/EU directive)
- Green molding compound as per IEC61249 Std. . (Halogen Free)

MECHANICAL DATA

- Case: SOT-363, Molded Plastic
- Terminals: Solderable per MIL-STD-750, Method 2026
- Approx. Weight: 0.0002 ounces, 0.006 grams



MAXIMUM RATINGS AND ELECTRICAL CHARACTERISTICS

PARAMETER	SYMBOL	VALUE	UNITS
Power Dissipation (Note 1)	P_D	200	mW
Thermal Resistance, Junction to Ambient Air (Note 1)	$R_{\theta JA}$	625	$^{\circ}C/W$
Operating Junction Temperature and Storage Temperature Range	T_J, T_{STG}	-65 to +150	$^{\circ}C$

NOTES:

1. FR-5 Board, minimum pad mounting (see min pad layout on page3).



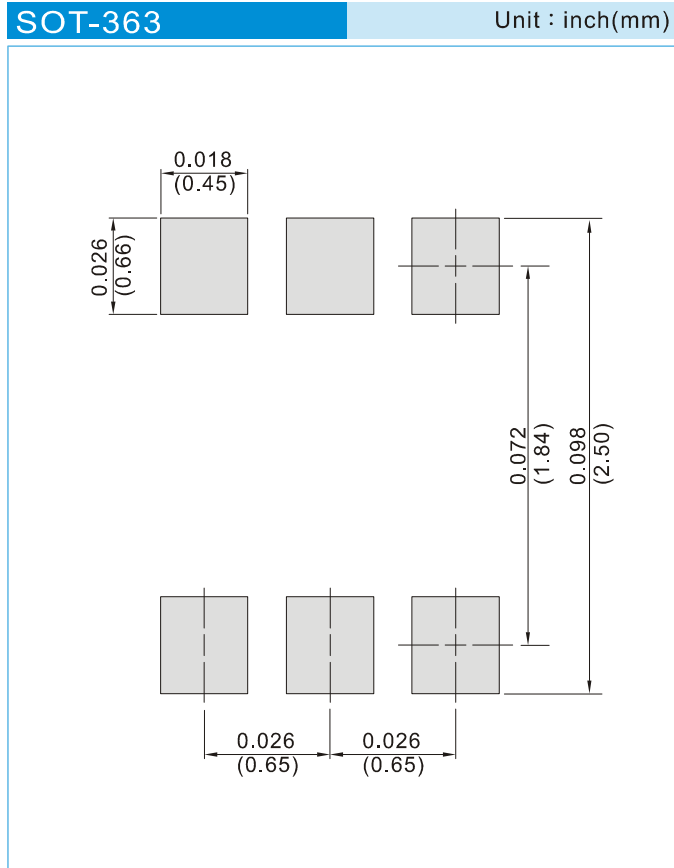
BZX84C2V4TW-AU~BZX84C75TW-AU

Part Number	Nominal Zener Voltage			Max. Zener Impedance				Max Reverse Leakage Current		Marking Code
	V _Z @ I _{ZT}			Z _{ZT} @ I _{ZT}		Z _{ZK} @ I _{ZK}		I _R @ V _R		
	Nom. V	Min. V	Max. V	Ω	mA	Ω	mA	uA	V	
BZX84C2V4TW-AU	2.4	2.28	2.52	100	5.0	600	1.00	50	1.0	W1
BZX84C2V7TW-AU	2.7	2.57	2.84	100	5.0	600	1.00	20	1.0	W2
BZX84C3TW-AU	3.0	2.85	3.15	95	5.0	600	1.00	10	1.0	W3
BZX84C3V3TW-AU	3.3	3.14	3.47	95	5.0	600	1.00	5.0	1.0	W4
BZX84C3V6TW-AU	3.6	3.42	3.78	90	5.0	600	1.00	5.0	1.0	W5
BZX84C3V9TW-AU	3.9	3.71	4.10	90	5.0	600	1.00	3.0	1.0	W6
BZX84C4V3TW-AU	4.3	4.09	4.52	90	5.0	600	1.00	3.0	1.0	W7
BZX84C4V7TW-AU	4.7	4.47	4.94	80	5.0	500	1.00	3.0	2.0	W8
BZX84C5V1TW-AU	5.1	4.85	5.36	60	5.0	480	1.00	2.0	2.0	W9
BZX84C5V6TW-AU	5.6	5.32	5.88	40	5.0	400	1.00	1.0	2.0	WA
BZX84C6V2TW-AU	6.2	5.89	6.51	10	5.0	150	1.00	3.0	4.0	WB
BZX84C6V8TW-AU	6.8	6.46	7.14	15	5.0	80	1.00	2.0	4.0	WC
BZX84C7V5TW-AU	7.5	7.13	7.88	15	5.0	80	1.00	1.0	5.0	WD
BZX84C8V2TW-AU	8.2	7.79	8.61	15	5.0	80	1.00	0.7	5.0	WE
BZX84C8V7TW-AU	8.7	8.27	9.14	15	5	100	1.00	0.7	5.0	87C
BZX84C9V1TW-AU	9.1	8.65	9.56	15	5.0	100	1.00	0.5	6.0	WF
BZX84C10TW-AU	10	9.50	10.50	20	5.0	150	1.00	0.2	7.0	WG
BZX84C11TW-AU	11	10.45	11.55	20	5.0	150	1.00	0.1	8.0	WH
BZX84C12TW-AU	12	11.40	12.60	25	5.0	150	1.00	0.1	8.0	WI
BZX84C13TW-AU	13	12.35	13.65	30	5.0	170	1.00	0.1	8.0	WK
BZX84C14TW-AU	14	13.30	14.70	30	5.0	170	1.00	0.1	10.0	WJ
BZX84C15TW-AU	15	14.25	15.75	30	5.0	200	1.00	0.1	10.5	WL
BZX84C16TW-AU	16	15.20	16.80	40	5.0	200	1.00	0.1	11.2	WM
BZX84C17TW-AU	17	16.15	17.85	40	5.0	200	1.00	0.1	12.2	17C
BZX84C18TW-AU	18	17.10	18.90	45	5.0	225	1.00	0.1	12.6	WN
BZX84C20TW-AU	20	19.00	21.00	55	5.0	225	1.00	0.1	14.0	WO
BZX84C22TW-AU	22	20.90	23.10	55	5.0	250	1.00	0.1	15.4	WP
BZX84C24TW-AU	24	22.80	25.20	70	5.0	250	1.00	0.1	16.8	WR
BZX84C27TW-AU	27	25.65	28.35	80	5.0	300	1.00	0.1	18.9	WS
BZX84C28TW-AU	28	26.60	29.40	80	5.0	300	1.00	0.1	20.5	28C
BZX84C30TW-AU	30	28.50	31.50	80	5.0	300	1.00	0.1	21.0	WT
BZX84C33TW-AU	33	31.35	34.65	80	5.0	325	1.00	0.1	23.1	WU
BZX84C36TW-AU	36	34.20	37.80	90	5.0	350	1.00	0.1	25.2	WW
BZX84C39TW-AU	39	37.05	40.95	130	5.0	350	1.00	0.1	27.3	WX
BZX84C43TW-AU	43	40.85	45.15	150	5.0	375	1.00	0.1	30.1	WY
BZX84C47TW-AU	47	44.65	49.35	170	5.0	375	1.00	0.1	32.9	WZ
BZX84C51TW-AU	51	48.45	53.55	100	5.0	400	1.00	0.1	38	XA
BZX84C56TW-AU	56	53.20	58.80	135	2.5	1000	1.00	0.1	42	X2
BZX84C62TW-AU	62	58.90	65.10	150	2.5	1000	1.00	0.1	46	X3
BZX84C68TW-AU	68	64.60	71.40	200	2.5	1000	1.00	0.1	51	X4
BZX84C75TW-AU	75	71.25	78.75	250	2.5	1000	1.00	0.1	56	X5



BZX84C2V4TW-AU~BZX84C75TW-AU

MOUNTING PAD LAYOUT



ORDER INFORMATION

- Packing information
 - T/R - 10K per 13" plastic Reel
 - T/R - 3K per 7" plastic Reel



BZX84C2V4TW-AU~BZX84C75TW-AU

Part No_packing code_Version

BZX84C2V4TW-AU_R1_000A1

BZX84C2V4TW-AU_R2_000A1

For example :

RB500V-40_R2_00001



Packing Code XX				Version Code XXXXX		
Packing type	1 st Code	Packing size code	2 nd Code	HF or RoHS	1 st Code	2 nd ~5 th Code
Tape and Ammunition Box (T/B)	A	N/A	0	HF	0	serial number
Tape and Reel (T/R)	R	7"	1	RoHS	1	serial number
Bulk Packing (B/P)	B	13"	2			
Tube Packing (T/P)	T	26mm	X			
Tape and Reel (Right Oriented) (TRR)	S	52mm	Y			
Tape and Reel (Left Oriented) (TRL)	L	PANASERT T/B CATHODE UP (PBCU)	U			
FORMING	F	PANASERT T/B CATHODE DOWN (PBCD)	D			



BZX84C2V4TW-AU~BZX84C75TW-AU

Disclaimer

- Reproducing and modifying information of the document is prohibited without permission from Panjit International Inc..
- Panjit International Inc. reserves the rights to make changes of the content herein the document anytime without notification. Please refer to our website for the latest document.
- Panjit International Inc. disclaims any and all liability arising out of the application or use of any product including damages incidentally and consequentially occurred.
- Panjit International Inc. does not assume any and all implied warranties, including warranties of fitness for particular purpose, non-infringement and merchantability.
- Applications shown on the herein document are examples of standard use and operation. Customers are responsible in comprehending the suitable use in particular applications. Panjit International Inc. makes no representation or warranty that such applications will be suitable for the specified use without further testing or modification.
- The products shown herein are not designed and authorized for equipments relating to human life and for any applications concerning life-saving or life-sustaining, such as medical instruments, aerospace machinery et cetera. Customers using or selling these products for use in such applications do so at their own risk and agree to fully indemnify Panjit International Inc. for any damages resulting from such improper use or sale.
- Since Panjit uses lot number as the tracking base, please provide the lot number for tracking when complaining.