

ES1001FL~ES1006FL

SMALL SURFACE MOUNT SUPER FAST DIODES

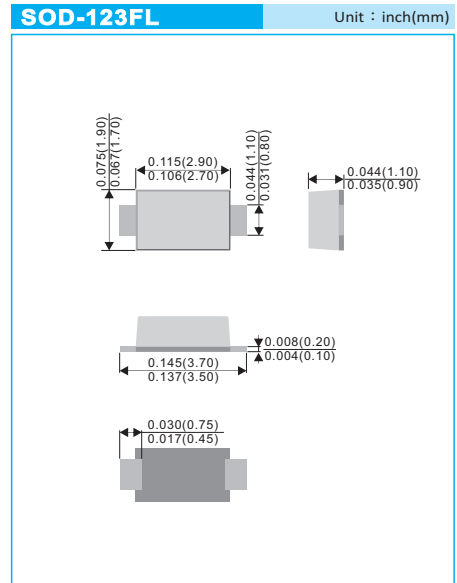
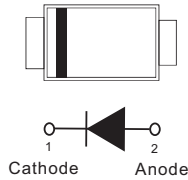
VOLTAGE 100 to 600 Volt **CURRENT** 1 Ampere

FEATURES

- For surface mounted applications in order to optimize board space
- Ideal for automated placement
- Glass passivated
- High temperature soldering : 260°C / 10 seconds at terminals
- Lead free in compliance with EU RoHS 2.0
- Green molding compound as per IEC 61249 standard

MECHANICAL DATA

- Case: SOD-123FL, Plastic
- Terminals: Solderable per MIL-STD-750, Method 2026
- Weight: 0.0006 ounces, 0.0173 grams
- Polarity: Color band denotes cathode end



ABSOLUTE RATINGS

Ratings at 25°C ambient temperature unless otherwise specified.

Parameter	Test condition	Symbol	ES1001FL	ES1002FL	ES1004FL	ES1006FL	Units
Marking Code		-	E1B	E1D	E1G	E1J	-
Maximum repetitive peak reverse voltage		V_{RRM}	100	200	400	600	V
Maximum RMS voltage		V_{RMS}	70	140	280	420	V
Maximum DC blocking voltage		V_{DC}	100	200	400	600	V
Maximum average forward current	$T_L=120^{\circ}C$	$I_{F(AV)}$	1				A
Peak forward surge current 8.3ms single half sine-wave	$T_L=25^{\circ}C$	I_{FSM}	30				A
Maximum instantaneous forward voltage	1.0A	V_F	0.95		1.25	1.7	V
Maximum DC reverse current at rated DC blocking voltage	$T_J=25^{\circ}C$ $T_J=100^{\circ}C$	I_R			0.5 10		μA
Reverse recovery time	$I_F=0.5A$ $I_R=1A$ $I_{RR}=0.25A$	T_{RR}			35		ns
Typical capacitance	4V,1MHz	C_J			7		pF

ELECTRICAL CHARACTERISTICS

Ratings at 25°C ambient temperature unless otherwise specified.

Parameter	Symbol	ES1001FL	ES1002FL	ES1004FL	ES1006FL	Units
Typical Thermal Resistane (Notes 1) (Notes 2)	$R_{\theta JA}$ $R_{\theta JC}$		200 30			$^{\circ}C/W$
Operating junction and storage temperature range	T_J, T_{STG}		-55 to +150			$^{\circ}C$

NOTES : 1.Mounted on a FR4 PCB, single-sided copper, mini pad.
2.Mounted on a FR4 PCB, single-sided copper, with 10cm*10cm copper pad area.

ES1001FL~ES1006FL

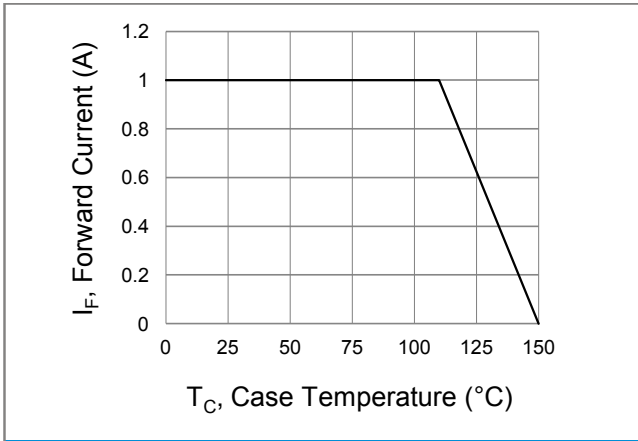


Fig.1 Forward Current Derating Curve

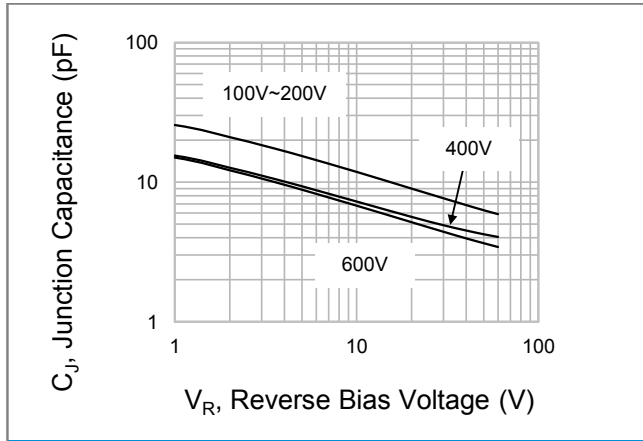


Fig.2 Typical Junction Capacitance

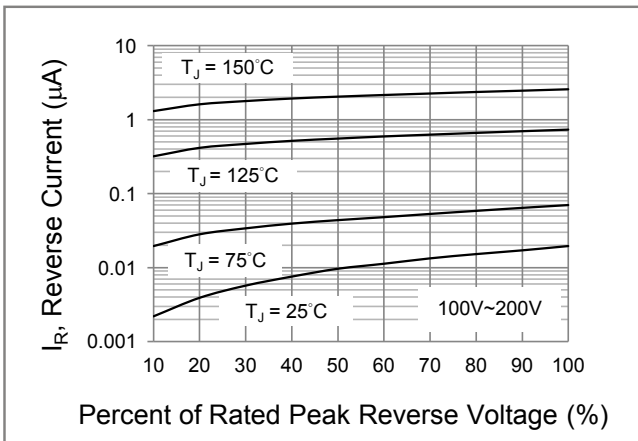


Fig.3 Typical Reverse Characteristics

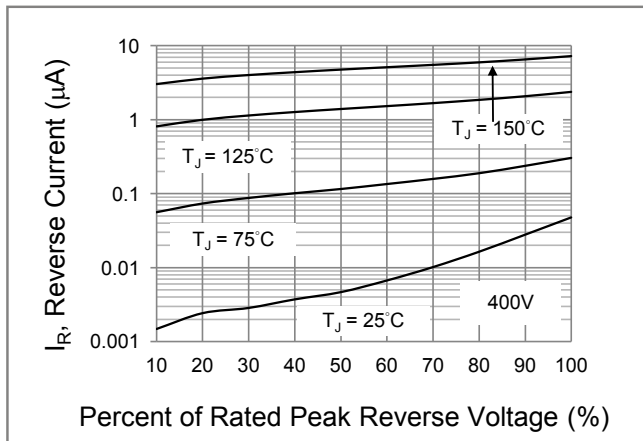


Fig.4 Typical Reverse Characteristics

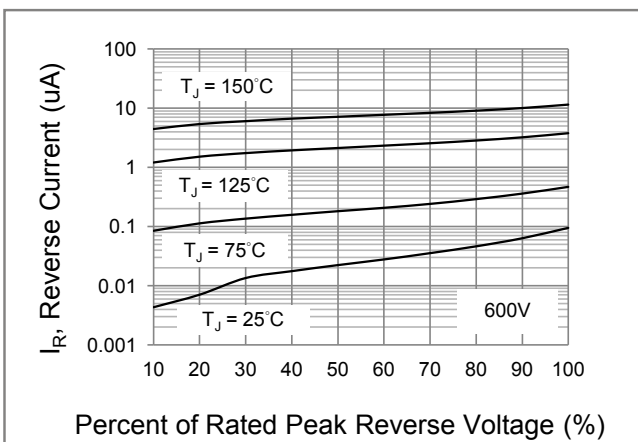


Fig.5 Typical Reverse Characteristics

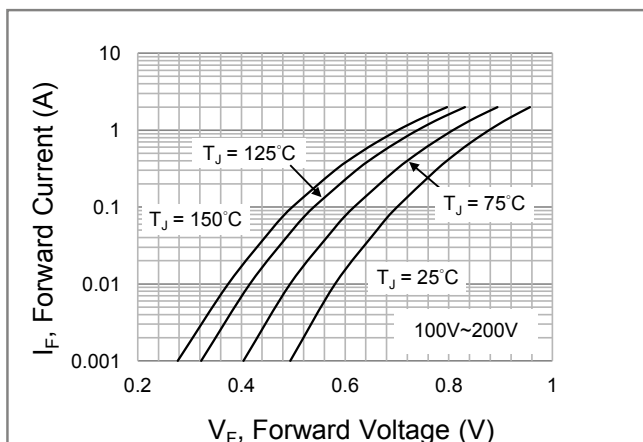


Fig.6 Typical Forward Characteristics

ES1001FL~ES1006FL

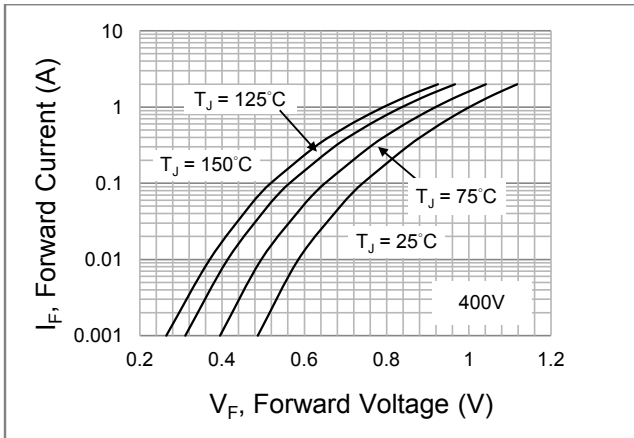


Fig.7 Typical Forward Characteristics

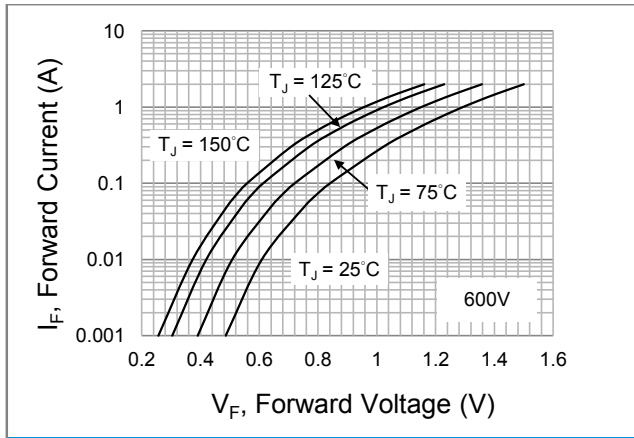
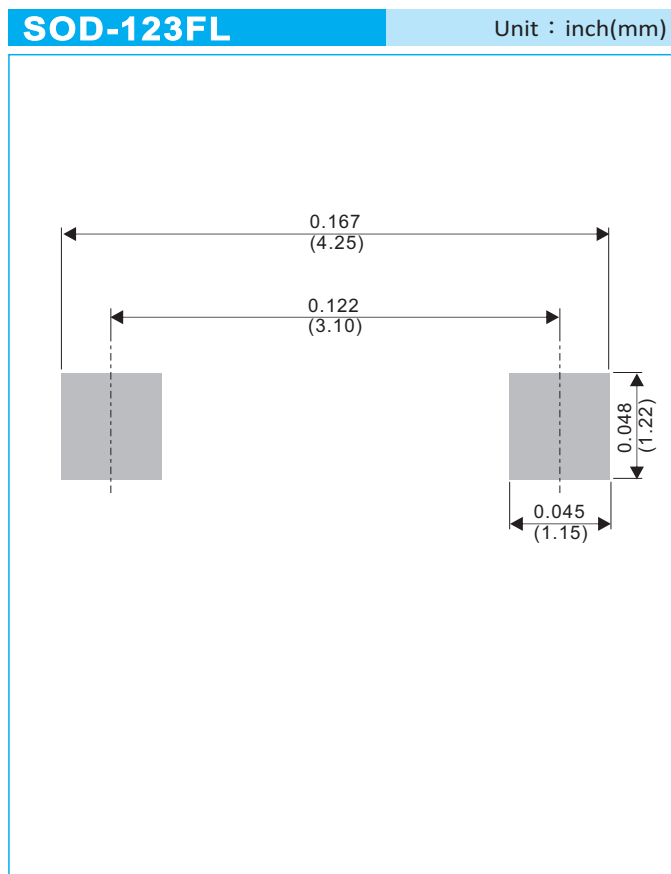


Fig.8 Typical Forward Characteristics

ES1001FL~ES1006FL

MOUNTING PAD LAYOUT



ORDER INFORMATION

- Packing information
T/R - 10K per 13" plastic Reel
T/R - 3K per 7" plastic Reel

ES1001FL~ES1006FL

Disclaimer

- Reproducing and modifying information of the document is prohibited without permission from Panjit International Inc..
- Panjit International Inc. reserves the rights to make changes of the content herein the document anytime without notification. Please refer to our website for the latest document.
- Panjit International Inc. disclaims any and all liability arising out of the application or use of any product including damages incidentally and consequentially occurred.
- Panjit International Inc. does not assume any and all implied warranties, including warranties of fitness for particular purpose, non-infringement and merchantability.
- Applications shown on the herein document are examples of standard use and operation. Customers are responsible in comprehending the suitable use in particular applications. Panjit International Inc. makes no representation or warranty that such applications will be suitable for the specified use without further testing or modification.
- The products shown herein are not designed and authorized for equipments requiring high level of reliability or relating to human life and for any applications concerning life-saving or life-sustaining, such as medical instruments, transportation equipment, aerospace machinery et cetera. Customers using or selling these products for use in such applications do so at their own risk and agree to fully indemnify Panjit International Inc. for any damages resulting from such improper use or sale.
- Since Panjit uses lot number as the tracking base, please provide the lot number for tracking when complaining.