

MMBZ5221BTW ~ MMBZ5267BTW Series

SURFACE MOUNT SILICON ZENER DIODES

VOLTAGE 2.4 to 75 Volt **POWER** 200 mWatt

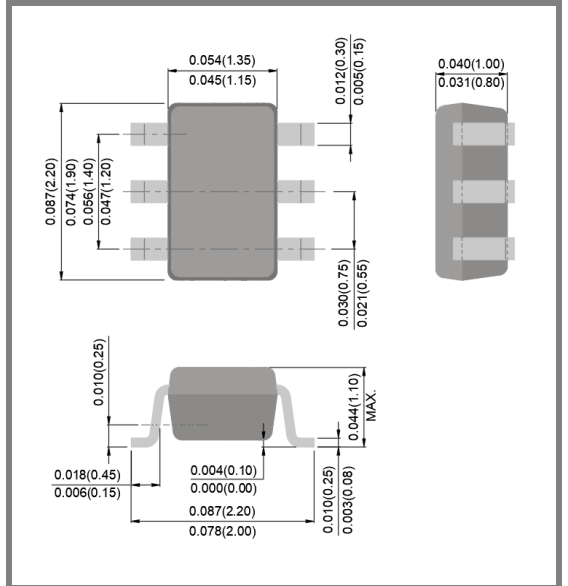
SOT-363 Dimension **Unit: inch(mm)**

FEATURES

- Planar Die Construction
- 200mW Power Dissipation
- Zener Voltages from 2.4~75V
- Ideally Suited for Automated Assembly Processes
- Lead free in compliance with EU RoHS 2.0
- Green molding compound as per IEC 61249 standard

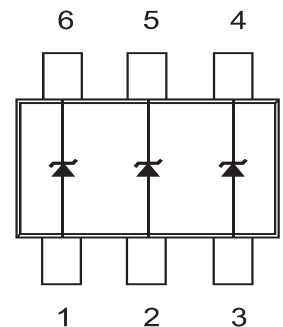
MECHANICAL DATA

- Case : SOT-363, Plastic
- Terminals : Solderable per MIL-STD-750, Method 2026
- Approx. Weight : 0.006 grams



MAXIMUM RATINGS AND ELECTRICAL CHARACTERISTICS (T_J=25°C unless otherwise noted)

PARAMETER	SYMBOL	VALUE	UNITS
Power Dissipation (Note A)	P _D	200	mW
Peak Forward Surge Current, 8.3ms single half sine-wave superimposed on rated load (Notes B)	I _{FSM}	2	A
Operating Junction Temperature and Storage Temperature Range	T _J , T _{STG}	-55 to +150	°C



NOTES :

- A. Mounted on 5mm² (0.013mm thick) land areas.
- B. Measured on 8.3ms, single half sine-wave or equivalent square wave, duty cycle=4 pulses per minute maximum.

MMBZ5221BTW ~ MMBZ5267BTW Series

Part Number	Nominal Zener Voltage			Max. Zener Impedance				Max Reverse Leakage Current		Marking Code
	V _Z @ I _{ZT}			Z _{ZT} @ I _{ZT}		Z _{ZK} @ I _{ZK}		I _R @ V _R		
	Nom. V	Min. V	Max. V	Ω	mA	Ω	mA	μA	V	
200 mWatts Zener Diodes										
MMBZ5221BTW	2.4	2.28	2.52	30	20.0	1200	0.25	100	1.0	C1
MMBZ5222BTW	2.5	2.38	2.63	30	20.0	1250	0.25	100	1.0	C2
MMBZ5223BTW	2.7	2.57	2.84	30	20.0	1300	0.25	75	1.0	C3
MMBZ5224BTW	2.8	2.66	2.94	30	20.0	1400	0.25	75	1.0	C4
MMBZ5225BTW	3.0	2.85	3.15	30	20.0	1600	0.25	50	1.0	C5
MMBZ5226BTW	3.3	3.14	3.47	28	20.0	1600	0.25	25	1.0	D1
MMBZ5227BTW	3.6	3.42	3.78	24	20.0	1700	0.25	15	1.0	D2
MMBZ5228BTW	3.9	3.71	4.10	23	20.0	1900	0.25	10	1.0	D3
MMBZ5229BTW	4.3	4.09	4.52	22	20.0	2000	0.25	5.0	1.0	D4
MMBZ5230BTW	4.7	4.47	4.94	19	20.0	1900	0.25	5.0	2.0	D5
MMBZ5231BTW	5.1	4.85	5.36	17	20.0	1600	0.25	5.0	2.0	E1
MMBZ5232BTW	5.6	5.32	5.88	11	20.0	1600	0.25	5.0	3.0	E2
MMBZ5233BTW	6.0	5.70	6.30	7	20.0	1600	0.25	5.0	3.5	E3
MMBZ5234BTW	6.2	5.89	6.51	7	20.0	1000	0.25	5.0	4.0	E4
MMBZ5235BTW	6.8	6.46	7.14	5	20.0	750	0.25	3.0	5.0	E5
MMBZ5236BTW	7.5	7.13	7.88	6	20.0	500	0.25	3.0	6.0	F1
MMBZ5237BTW	8.2	7.79	8.61	8	20.0	500	0.25	3.0	6.5	F2
MMBZ5238BTW	8.7	8.27	9.14	8	20.0	600	0.25	3.0	6.5	F3
MMBZ5239BTW	9.1	8.65	9.56	10	20.0	600	0.25	3.0	7.0	F4
MMBZ5240BTW	10	9.50	10.50	17	20.0	600	0.25	3.0	8.0	F5
MMBZ5241BTW	11	10.45	11.55	22	20.0	600	0.25	2.0	8.4	H1
MMBZ5242BTW	12	11.40	12.60	30	20.0	600	0.25	1.0	9.1	H2
MMBZ5243BTW	13	12.35	13.65	13	9.5	600	0.25	0.5	9.9	H3
MMBZ5244BTW	14	13.30	14.70	15	9.0	600	0.25	0.1	10.5	H4
MMBZ5245BTW	15	14.25	15.75	16	8.5	600	0.25	0.1	11.0	H5
MMBZ5246BTW	16	15.20	16.80	17	7.8	600	0.25	0.1	12.0	J1
MMBZ5247BTW	17	16.15	17.85	19	7.5	600	0.25	0.1	13.0	J2
MMBZ5248BTW	18	17.10	18.90	21	7.0	600	0.25	0.1	14.0	J3
MMBZ5249BTW	19	18.05	19.95	23	6.6	600	0.25	0.1	14.0	J4
MMBZ5250BTW	20	19.00	21.00	25	6.2	600	0.25	0.1	15.0	J5
MMBZ5251BTW	22	20.90	23.10	29	5.6	600	0.25	0.1	17.0	K1
MMBZ5252BTW	24	22.80	25.20	33	5.2	600	0.25	0.1	18.0	K2
MMBZ5253BTW	25	23.75	26.25	35	5.0	600	0.25	0.1	19.0	K3
MMBZ5254BTW	27	25.65	28.35	41	5.0	600	0.25	0.1	21.0	K4
MMBZ5255BTW	28	26.60	29.40	44	4.5	600	0.25	0.1	21.0	K5
MMBZ5256BTW	30	28.50	31.50	49	4.2	600	0.25	0.1	23.0	M1
MMBZ5257BTW	33	31.35	34.65	58	3.8	700	0.25	0.1	25.0	M2
MMBZ5258BTW	36	34.20	37.80	70	3.4	700	0.25	0.1	27.0	M3
MMBZ5259BTW	39	37.05	40.95	80	3.2	800	0.25	0.1	30.0	M4
MMBZ5260BTW	43	40.85	45.15	93	3.0	900	0.25	0.1	33.0	M5
MMBZ5261BTW	47	44.65	49.35	105	2.7	1000	0.25	0.1	36.0	N1
MMBZ5262BTW	51	48.45	53.55	125	2.5	1100	0.25	0.1	39.0	N2

MMBZ5221BTW ~ MMBZ5267BTW Series

Part Number	Nominal Zener Voltage			Max. Zener Impedance				Max Reverse Leakage Current		Marking Code
	V _Z @ I _{ZT}			Z _{zT} @ I _{ZT}		Z _{zK} @ I _{zK}		I _R @ V _R		
	Nom. V	Min. V	Max. V	Ω	mA	Ω	mA	μA	V	
MMBZ5263BTW	56	53.2	58.8	150	2.2	1300	0.25	0.1	43	N3
MMBZ5264BTW	60	57	63	170	2.1	1400	0.25	0.1	46	N4
MMBZ5265BTW	62	58.9	65.1	185	2	1500	0.25	0.1	47	N5
MMBZ5266BTW	68	64.6	71.4	230	1.8	1600	0.25	0.1	52	P1
MMBZ5267BTW	75	71.25	78.75	270	1.7	1400	0.25	0.1	56	P2

MMBZ5221BTW ~ MMBZ5267BTW Series

CHARACTERISTIC CURVES

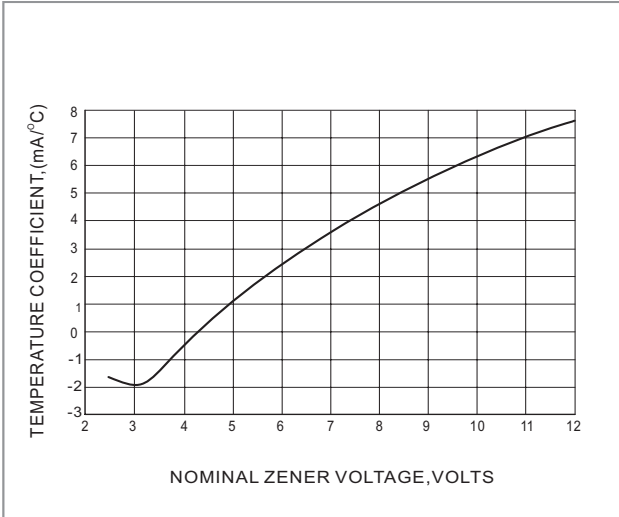


Fig.1 TEMPERATURE COEFFICIENTS

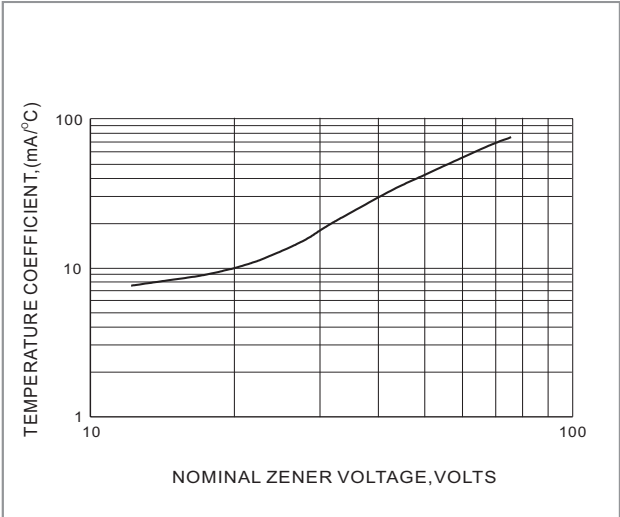


Fig.2 TEMPERATURE COEFFICIENTS

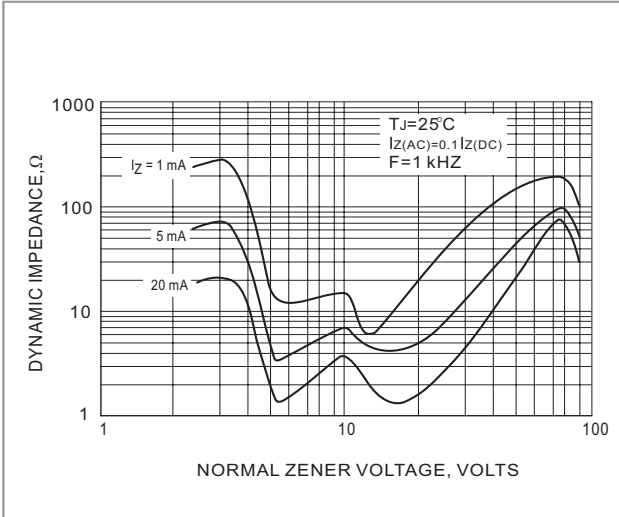


Fig.3 EFFECT OF ZENER VOLTAGE ON ZENER IMPEDANCE

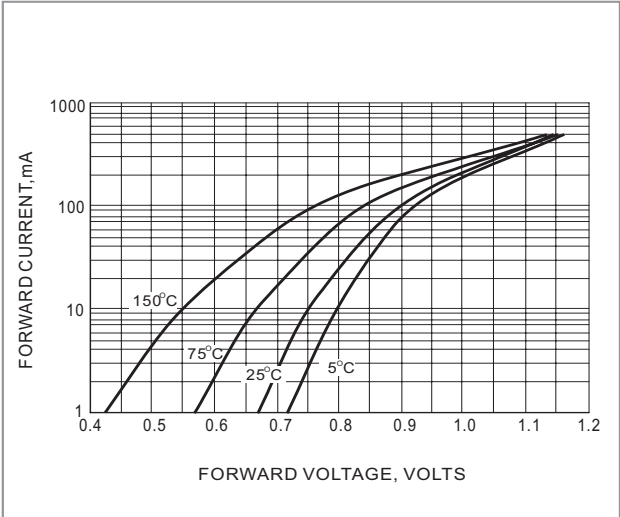


Fig.4 TYPICAL FORWARD VOLTAGE

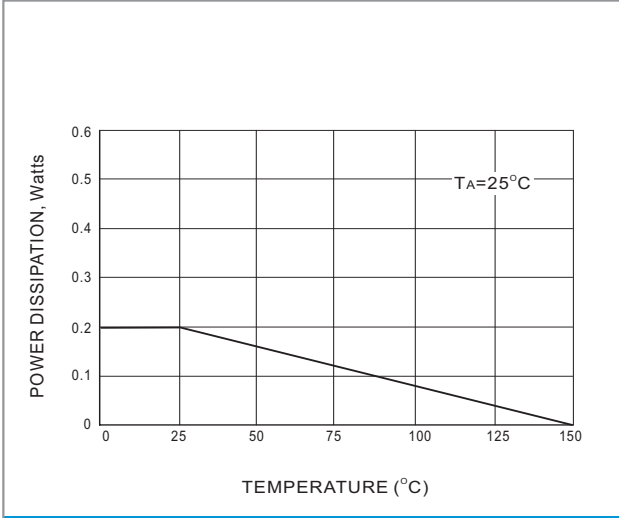


Fig.5 STEADY STATE POWER DERATING

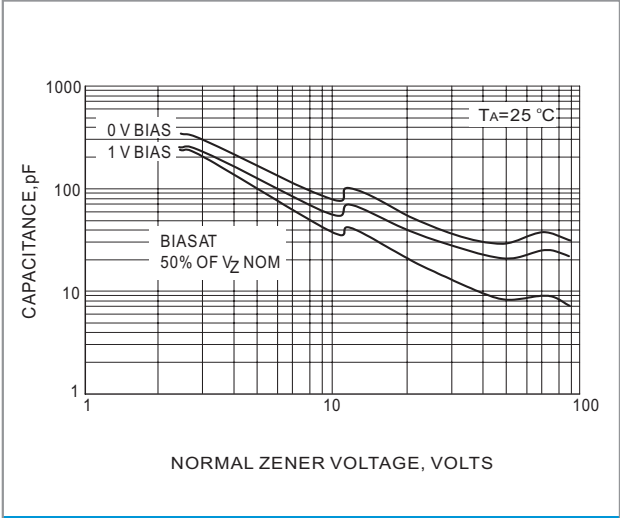


Fig.6 TYPICAL CAPACITANCE

MMBZ5221BTW ~ MMBZ5267BTW Series

CHARACTERISTIC CURVES

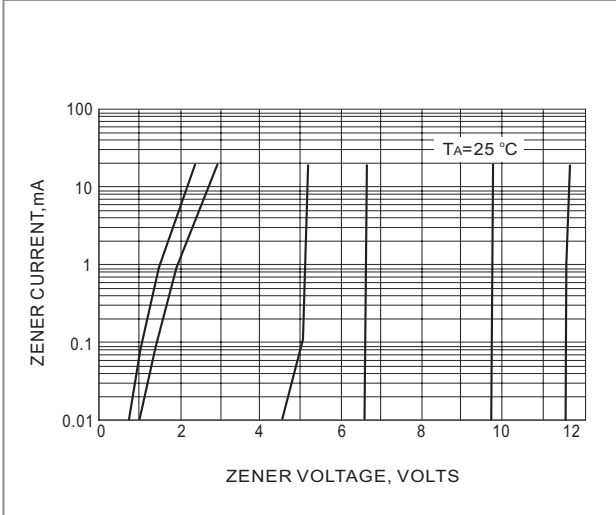


Fig.7 ZENER VOLTAGE VERSUS ZENER CURRENT

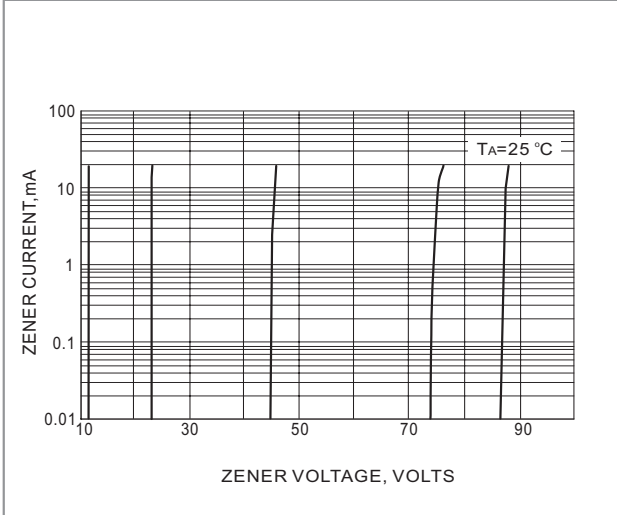


Fig.8 ZENER VOLTAGE VERSUS ZENER CURRENT

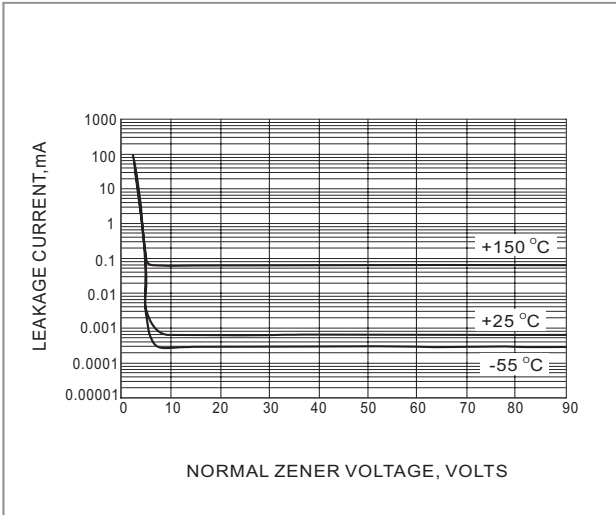


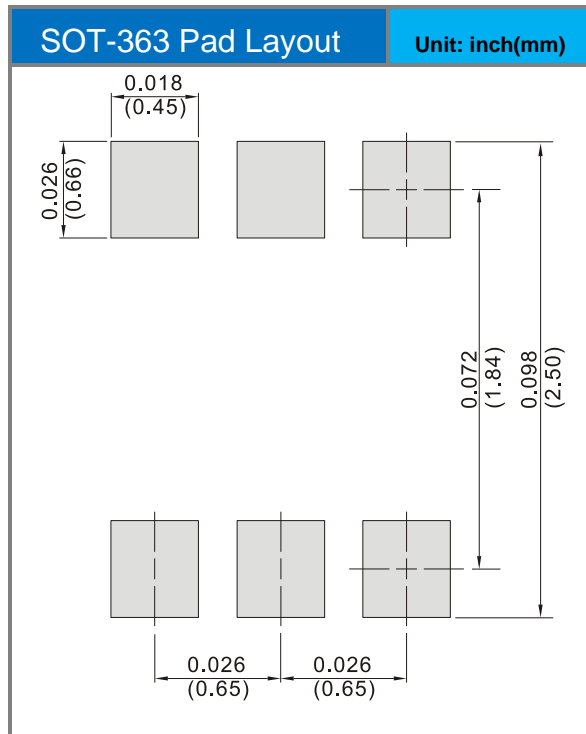
Fig.9 TYPICAL LEAKAGE CURRENT

MMBZ5221BTW ~ MMBZ5267BTW Series

Product and Packing Information

Part No.	Package Type	Packing Type	Marking
MMBZ52xxBTW	SOT-363	3K pcs / 7" reel	See Table

Mounting Pad Layout



MMBZ5221BTW ~ MMBZ5267BTW Series

Disclaimer

- Reproducing and modifying information of the document is prohibited without permission from Panjit International Inc..
- Panjit International Inc. reserves the rights to make changes of the content herein the document anytime without notification. Please refer to our website for the latest document.
- Panjit International Inc. disclaims any and all liability arising out of the application or use of any product including damages incidentally and consequentially occurred.
- Panjit International Inc. does not assume any and all implied warranties, including warranties of fitness for particular purpose, non-infringement and merchantability.
- Applications shown on the herein document are examples of standard use and operation. Customers are responsible in comprehending the suitable use in particular applications. Panjit International Inc. makes no representation or warranty that such applications will be suitable for the specified use without further testing or modification.
- The products shown herein are not designed and authorized for equipments requiring high level of reliability or relating to human life and for any applications concerning life-saving or life-sustaining, such as medical instruments, transportation equipment, aerospace machinery et cetera. Customers using or selling these products for use in such applications do so at their own risk and agree to fully indemnify Panjit International Inc. for any damages resulting from such improper use or sale.
- Since Panjit uses lot number as the tracking base, please provide the lot number for tracking when complaining.