



PJSOT05C-03/PJSOT24C-03

STANDARD CAPACITANCE TVS ARRAY

VOLTAGE 5 / 24 Volts **POWER** 250 Watts

FEATURES

- 250 Watts Peak Pulse Power per Line ($t_p=8/20$ ms)
- Low Clamping Voltage
- Available in Multiple Voltage Types Ranging from 5V
- IEC 61000-4-2 ± 15 kV air, ± 8 kV Contact
- Lead free in compliance with EU RoHS 2.0
- Green molding compound as per IEC 61249 standard

MECHANICAL DATA

- Case: SOT-23
- Terminals : Solderable per MIL-STD-750, Method 2026
- Weight: 0.0003 ounce, 0.0084 gram

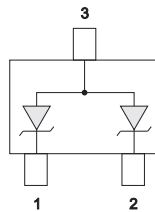
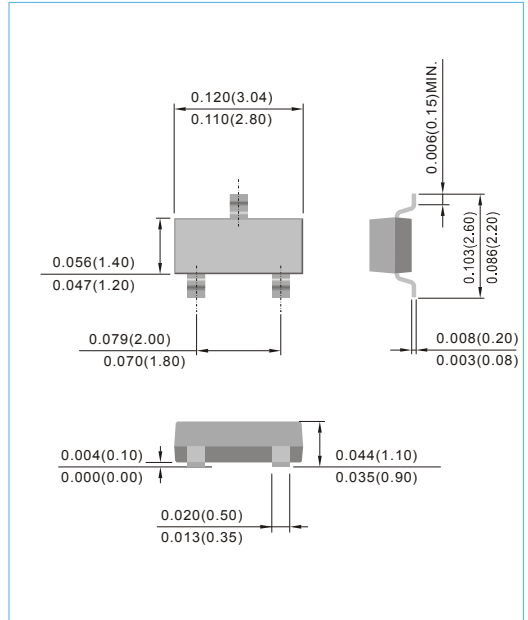


Fig.25

SOT-23 Unit : inch(mm)



DEVICE CHARACTERISTICS

Ratings at 25°C unless otherwise specified.

PARAMETER	SYMBOL	VALUE	UNITS
Peak Pulse Power ($t_p=8/20$ μ s) (NOTES 1,2)	P_{PP}	250	Watts
Forward Voltage@ 100mA,300 μ s-Square Wave	V_F	1.5	Volts
Peak Pulse Current on 10/1000 μ s waveform (NOTES 1)	I_{PPM}	see Table	Amps
Operating Temperature	T_J	-50 to 150	°C
Storage Temperature	T_{STG}	-50 to 150	°C

Part Number	Reverse Stand-off Voltage	Minmum Breakdown Voltage	Max Clamping Voltage @ 8/20 μ sec	Peak Pulse Current 8/20 μ sec	Maximum Leakage Current	Off-State Capacitance, 1MHz Zero dc Bias	Marking Code
	V_{RWM} (NOTES 3)	@1mA V_{BR}	V_{CL} @ I_{PP}	I_{PP}	@ V_{RWM} I_D	C_d	
	Max. V	V	V	Max. A	μ A	Max. pF	
PJSOT05C-03	5	6	12.6	21	20	250	2DC
PJSOT24C-03	24	26.7	45.3	6	1	55	6DC

NOTES :

1. Non-repetitive current pulse.
2. Mounted on copper pads to each terminal.
3. A transient suppressor is selected according to the working peak reverse voltage (V_{RWM}), which should be equal to or greater than the DC or continuous peak operating voltage level.



PJSOT05C-03/PJSOT24C-03

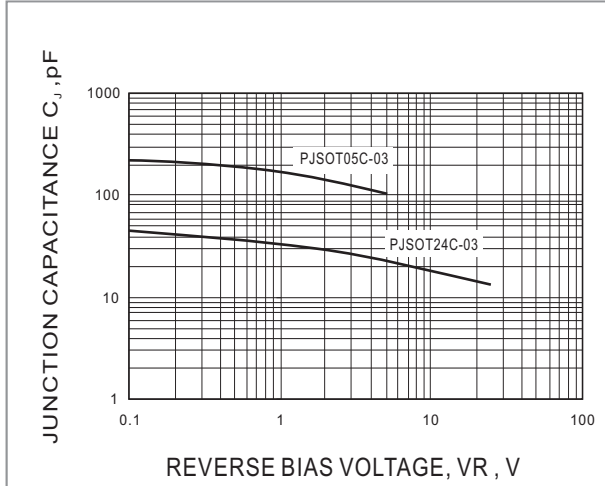


FIG. 1-TYPICAL CAPACITANCE

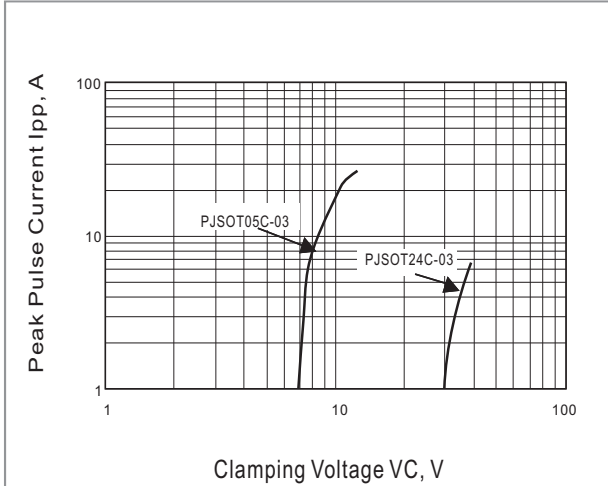


FIG. 2-PULSE WAVE FORM

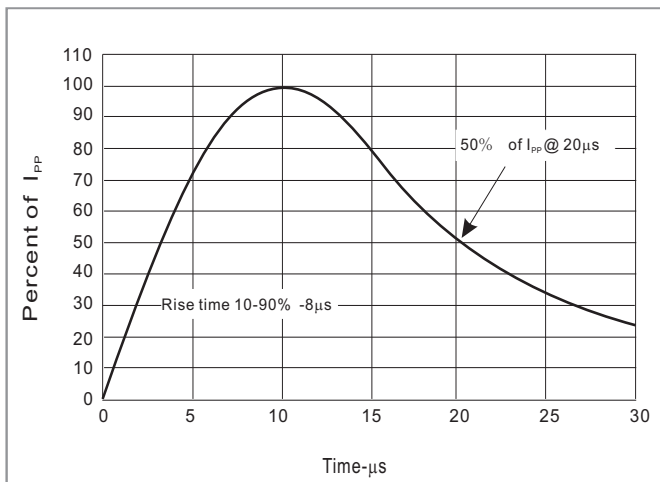
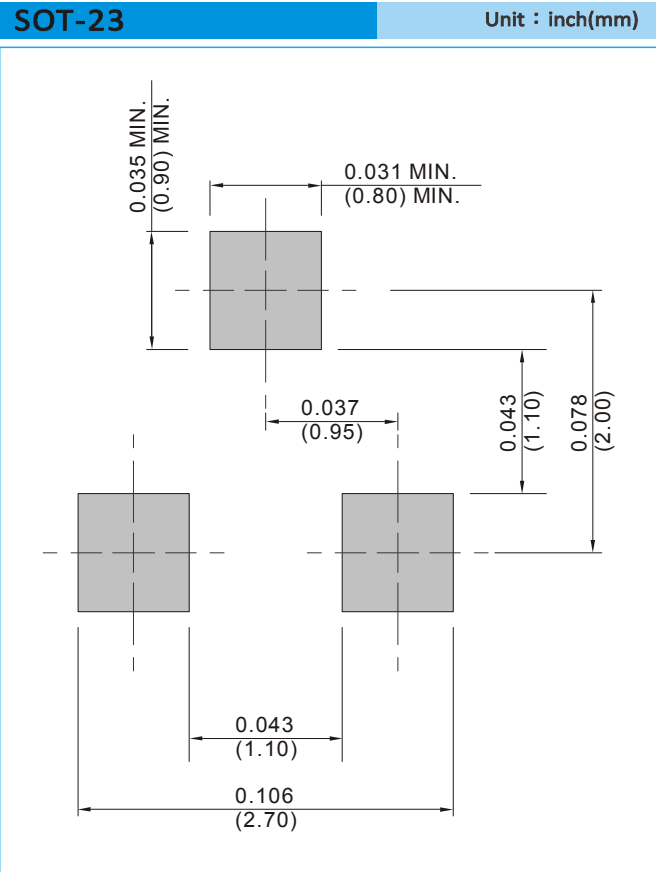


FIG. 3-PULSE WAVEFORM



PJSOT05C-03/PJSOT24C-03

MOUNTING PAD LAYOUT



ORDER INFORMATION

- Packing information
 - T/R - 12K per 13" plastic Reel
 - T/R - 3K per 7" plastic Reel



PJSOT05C-03/PJSOT24C-03

Part No_packing code_Version

PJSOT05C-03_R1_00001

PJSOT24C-03_R2_00001

For example :

RB500V-40_R2_00001



Packing Code XX				Version Code XXXXX		
Packing type	1 st Code	Packing size code	2 nd Code	HF or RoHS	1 st Code	2 nd ~5 th Code
Tape and Ammunition Box (T/B)	A	N/A	0	HF	0	serial number
Tape and Reel (T/R)	R	7"	1	RoHS	1	serial number
Bulk Packing (B/P)	B	13"	2			
Tube Packing (T/P)	T	26mm	X			
Tape and Reel (Right Oriented) (TRR)	S	52mm	Y			
Tape and Reel (Left Oriented) (TRL)	L	PANASERT T/B CATHODE UP (PBCU)	U			
FORMING	F	PANASERT T/B CATHODE DOWN (PBCD)	D			



PJSOT05C-03/PJSOT24C-03

Disclaimer

- Reproducing and modifying information of the document is prohibited without permission from Panjit International Inc..
- Panjit International Inc. reserves the rights to make changes of the content herein the document anytime without notification. Please refer to our website for the latest document.
- Panjit International Inc. disclaims any and all liability arising out of the application or use of any product including damages incidentally and consequentially occurred.
- Panjit International Inc. does not assume any and all implied warranties, including warranties of fitness for particular purpose, non-infringement and merchantability.
- Applications shown on the herein document are examples of standard use and operation. Customers are responsible in comprehending the suitable use in particular applications. Panjit International Inc. makes no representation or warranty that such applications will be suitable for the specified use without further testing or modification.
- The products shown herein are not designed and authorized for equipments requiring high level of reliability or relating to human life and for any applications concerning life-saving or life-sustaining, such as medical instruments, transportation equipment, aerospace machinery et cetera. Customers using or selling these products for use in such applications do so at their own risk and agree to fully indemnify Panjit International Inc. for any damages resulting from such improper use or sale.
- Since Panjit uses lot number as the tracking base, please provide the lot number for tracking when complaining.