



PZS513V9BAS-AU ~ PZS5143BAS-AU Series

SILICON ZENER DIODE

Voltage

3.9~43V

Power

500 mW

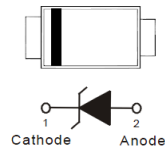

Features

- Planar Die construction
- 500mW Power Dissipation
- Ideally Suited for Automated Assembly Processes
- Lead free in compliance with EU RoHS 2.0
- Green molding compound as per IEC 61249 standard
- AEC-Q101 qualified

Mechanical Data

- Terminals: Solderable per MIL-STD-750, Method 2026
- Polarity: Color band denotes cathode end
- Approx. Weight: 0.0004 ounces, 0.001 grams

SOD-123



Maximum Ratings and Thermal Characteristics ($T_A = 25^\circ\text{C}$ unless otherwise noted)

PARAMETER	SYMBOL	LIMIT	UNITS
Peak Pulse Power Dissipation at $T_A=25^\circ\text{C}$	$P_D^{(1)}$	500	mW
Typical Thermal Resistance Junction to Ambient	$R_{\theta JA}^{(2)}$	250	$^\circ\text{C} / \text{W}$
Operating Junction Temperature Range	T_J	-55 to +150	$^\circ\text{C}$
Storage Temperature Range	T_{STG}	-55 to +150	$^\circ\text{C}$

NOTES:

1. Mounted on a 5mm^2 copper pads to each terminal.
2. Mounted on a FR-4 PCB, single-sided copper, mini pad .



PZS513V9BAS-AU ~ PZS5143BAS-AU Series

Electrical Characteristics ($T_A=25^{\circ}\text{C}$ unless otherwise noted)

Part Number	Nominal Zener Voltage				Max. Reverse Leakage Current		Marking Code
	$V_Z@I_{ZT}$				$I_R@V_R$		
	Nom. V	Min.V	Max.V	mA	μA	V	
PZS513V9BAS-AU	3.9	3.71	4.10	0.05	5	2	ACH
PZS514V3BAS-AU	4.3	4.09	4.52	0.05	4	2	BCH
PZS514V7BAS-AU	4.7	4.47	4.94	0.05	10	3	CCH
PZS515V1BAS-AU	5.1	4.85	5.36	0.05	10	3	DCH
PZS515V3BAS-AU	5.3	5.03	5.57	0.05	10	4	ECH
PZS515V6BAS-AU	5.6	5.32	5.88	0.05	7	4.2	FCH
PZS516V2BAS-AU	6.2	5.89	6.51	0.05	10	5	HCH
PZS516V8BAS-AU	6.8	6.46	7.14	0.05	10	5.1	ICH
PZS517V5BAS-AU	7.5	7.13	7.88	0.05	10	5.7	JCH
PZS518V2BAS-AU	8.2	7.79	8.61	0.05	1	6.2	KCH
PZS518V7BAS-AU	8.7	8.27	9.14	0.05	1	6.6	LCH
PZS519V1BAS-AU	9.1	8.65	9.56	0.05	1	6.9	MCH
PZS5110BAS-AU	10	9.5	10.5	0.05	1	7.6	NCH
PZS5111BAS-AU	11	10.5	11.6	0.05	0.05	8.4	PCH
PZS5112BAS-AU	12	11.4	12.6	0.05	0.05	9.1	RCH
PZS5113BAS-AU	13	12.4	13.7	0.05	0.05	9.8	SCH
PZS5114BAS-AU	14	13.3	14.7	0.05	0.05	10.6	TCH
PZS5115BAS-AU	15	14.3	15.8	0.05	0.05	11.4	UCH
PZS5116BAS-AU	16	15.2	16.8	0.05	0.05	12.1	VCH
PZS5117BAS-AU	17	16.2	17.9	0.05	0.05	12.9	WCH
PZS5118BAS-AU	18	17.1	18.9	0.05	0.05	13.6	XCH
PZS5119BAS-AU	19	18.1	20	0.05	0.05	14.4	YCH
PZS5120BAS-AU	20	19	21	0.05	0.01	15.2	ZCH
PZS5122BAS-AU	22	20.9	23.1	0.05	0.01	16.7	2CH
PZS5124BAS-AU	24	22.8	25.2	0.05	0.01	18.2	3CH
PZS5125BAS-AU	25	23.8	26.3	0.05	0.01	19	4CH
PZS5127BAS-AU	27	25.7	28.4	0.05	0.01	20.4	6CH
PZS5128BAS-AU	28	26.6	29.4	0.05	0.01	21.2	7CH
PZS5130BAS-AU	30	28.5	31.5	0.05	0.01	22.8	9CH
PZS5133BAS-AU	33	31.4	34.7	0.05	0.01	25	AEH
PZS5136BAS-AU	36	34.2	37.8	0.05	0.01	27.3	BEH
PZS5139BAS-AU	39	37.1	41	0.05	0.01	29.6	CEH
PZS5143BAS-AU	43	40.9	45.2	0.05	0.01	32.6	DEH



PZS513V9BAS-AU ~ PZS5143BAS-AU Series

TYPICAL CHARACTERISTIC CURVES

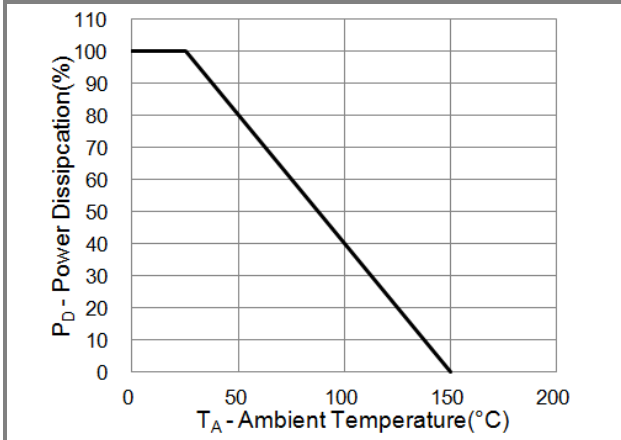


Fig.1 Power Derating Curve

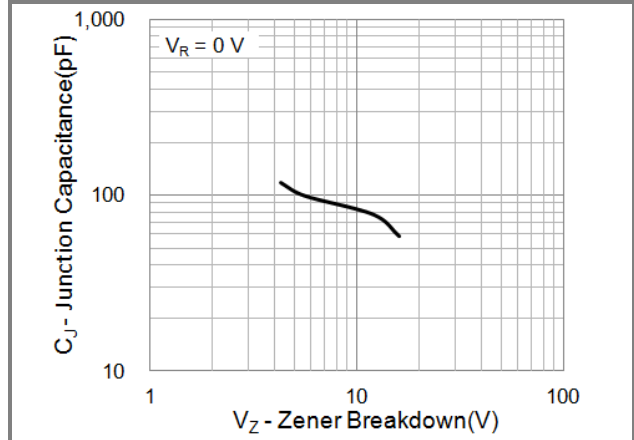


Fig.2 Typical Junction Capacitance

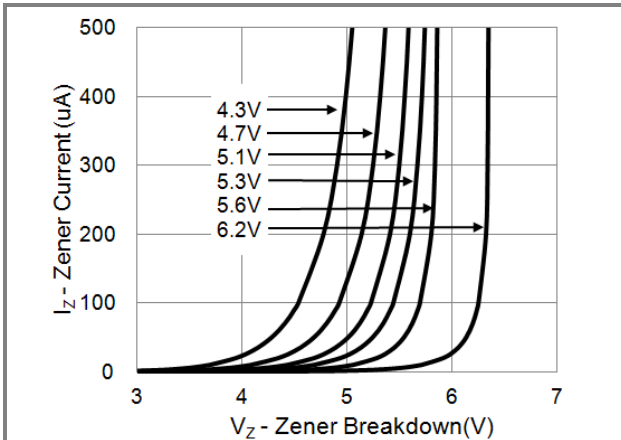


Fig.3 Typical Zener Breakdown

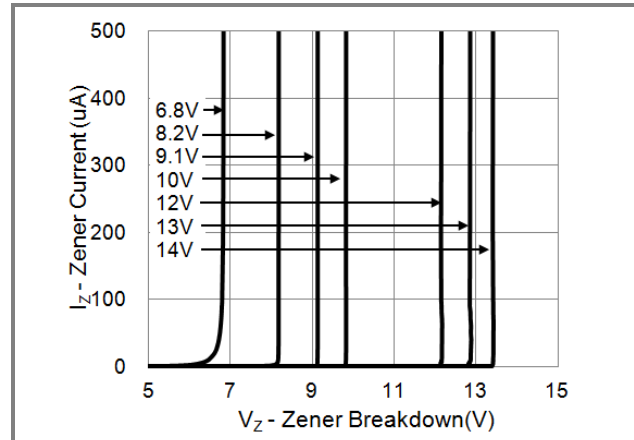


Fig.4 Typical Zener Breakdown

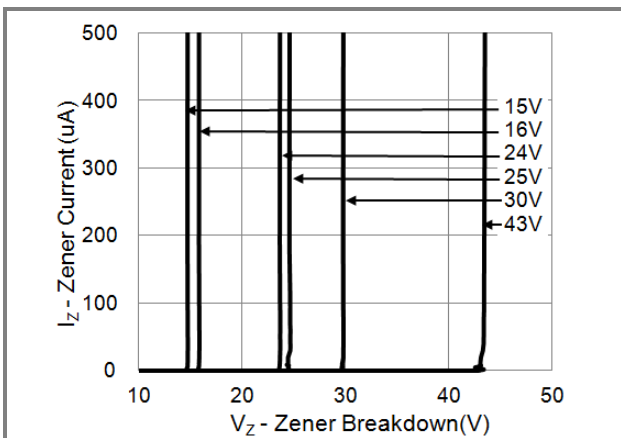


Fig.5 Typical Zener Breakdown

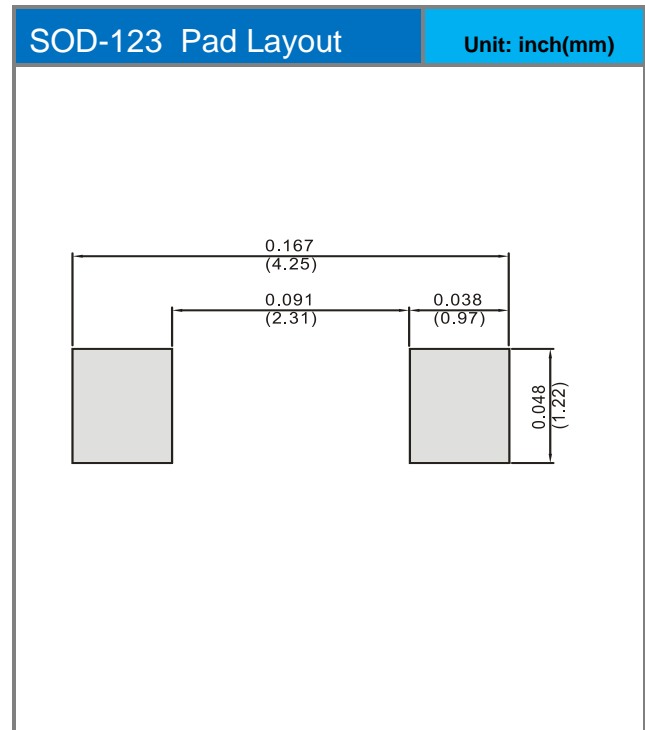
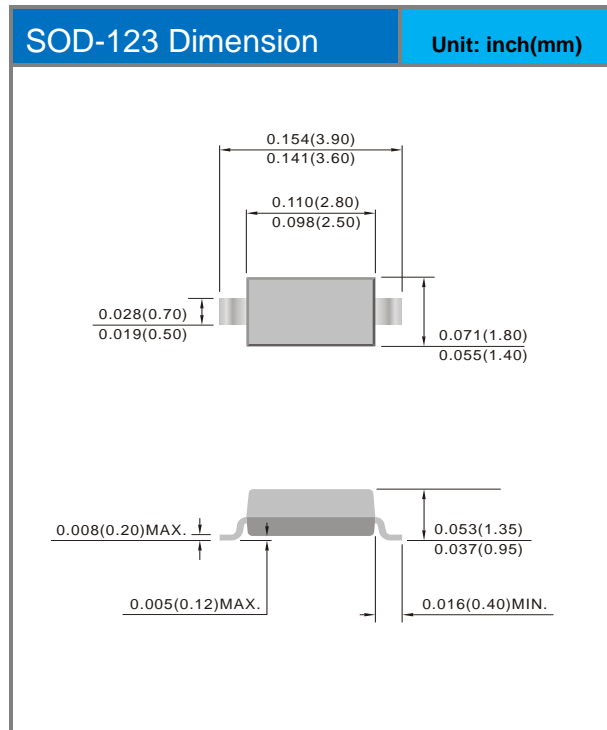


PZS513V9BAS-AU ~ PZS5143BAS-AU Series

Part No Packing Code Version

Part No Packing Code	Package Type	Packing Type	Marking	Version
PZS51xxxBAS-AU_R1_000A1	SOD-123	3K / 7" Reel	See Table	Halogen Free

Packaging Information & Mounting Pad Layout





PZS513V9BAS-AU ~ PZS5143BAS-AU Series

Disclaimer

- Reproducing and modifying information of the document is prohibited without permission from Panjit International Inc..
- Panjit International Inc. reserves the rights to make changes of the content herein the document anytime without notification. Please refer to our website for the latest document.
- Panjit International Inc. disclaims any and all liability arising out of the application or use of any product including damages incidentally and consequentially occurred.
- Panjit International Inc. does not assume any and all implied warranties, including warranties of fitness for particular purpose, non-infringement and merchantability.
- Applications shown on the herein document are examples of standard use and operation. Customers are responsible in comprehending the suitable use in particular applications. Panjit International Inc. makes no representation or warranty that such applications will be suitable for the specified use without further testing or modification.
- The products shown herein are not designed and authorized for equipments relating to human life and for any applications concerning life-saving or life-sustaining, such as medical instruments, aerospace machinery et cetera. Customers using or selling these products for use in such applications do so at their own risk and agree to fully indemnify Panjit International Inc. for any damages resulting from such improper use or sale.
- Since Panjit uses lot number as the tracking base, please provide the lot number for tracking when complaining.