

# US1AAFC ~ US1MAFC Series

## Surface Mount Ultra Fast Recovery Rectifier

**Voltage**

**50~1000 V**

**Current**

**1 A**

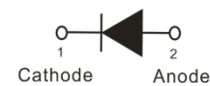

### Features

- Glass passivated chip junction
- Ultrafast reverse recovery time
- Low forward voltage drop
- Low switching losses, high efficiency
- High forward surge capability
- Lead free in compliance with EU RoHS 2.0
- Green molding compound as per IEC 61249 standard

### Mechanical Data

- Case : Molded plastic, SMAF-C
- Terminals : Solderable per MIL-STD-750, Method 2026
- Approx. Weight : 0.0012 ounces, 0.034 grams

### SMAF-C



## Maximum Ratings and Thermal Characteristics (T<sub>A</sub> = 25°C unless otherwise noted)

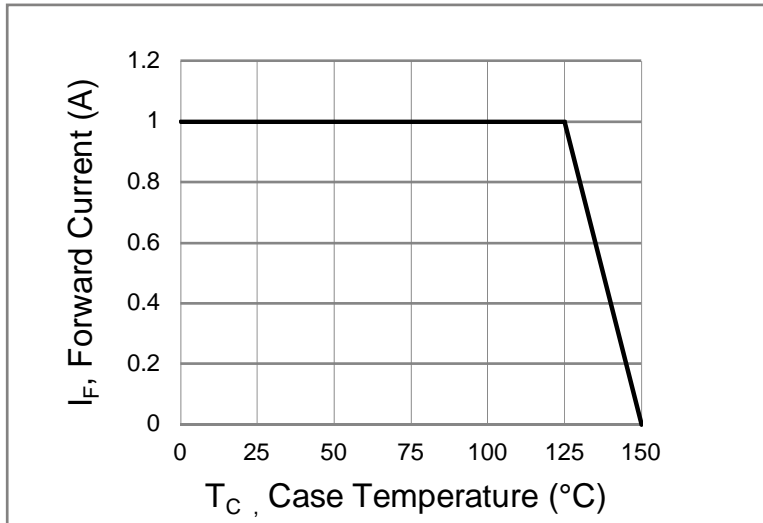
PARAMETER	SYMBOL	US1AAFC	US1BAFC	US1DAFC	US1GAFC	US1JAFc	US1KAFC	US1MAFC	UNITS	
Maximum Recurrent Peak Reverse Voltage	V <sub>RRM</sub>	50	100	200	400	600	800	1000	V	
Maximum RMS Voltage	V <sub>RMS</sub>	35	70	140	280	420	560	700	V	
Maximum DC Blocking Voltage	V <sub>R</sub>	50	100	200	400	600	800	1000	V	
Maximum Average Forward Rectified Current	I <sub>F(AV)</sub>	1							A	
Peak Forward Surge Current : 8.3 ms Single Half Sine-Wave Superimposed On Rated Load	I <sub>FSM</sub>	30							A	
Forward Voltage at 1A	V <sub>F</sub>	1		1.4		1.7			V	
Reverse Current	I <sub>R</sub>	1							uA	
Typical Junction Capacitance Measured at 1 MHz And Applied V <sub>R</sub> = 4V	C <sub>J</sub>	20		15		10			pF	
Reverse Recovery Time <sup>(Note 1)</sup>	T <sub>RR</sub>	50				100				ns
Typical Thermal Resistance <sup>(Note 2)</sup>	R <sub>θJL</sub>	22							°C/W	
<sup>(Note 3)</sup>	R <sub>θJA</sub>	150								
Operating Junction Temperature Range	T <sub>J</sub>	-55 to +150							°C	
Storage Temperature Range	T <sub>STG</sub>	-55 to +150							°C	

### NOTES :

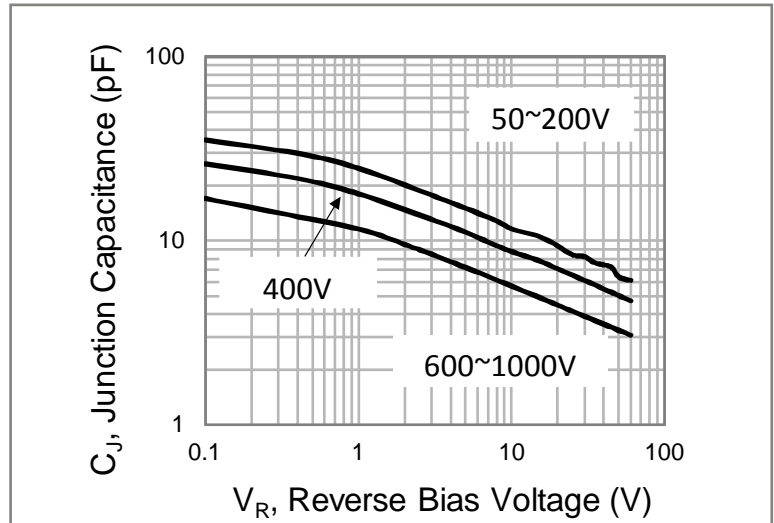
1. Reverse Recovery Test Conditions: I<sub>F</sub>=0.5A, I<sub>R</sub>=1A, Recover to 0.25A
2. Mounted on a FR4 PCB, single-sided copper, with 10cm x 10cm copper pad area
3. Mounted on a FR4 PCB, single-sided copper, standard footprint

# US1AAFC ~ US1MAFC Series

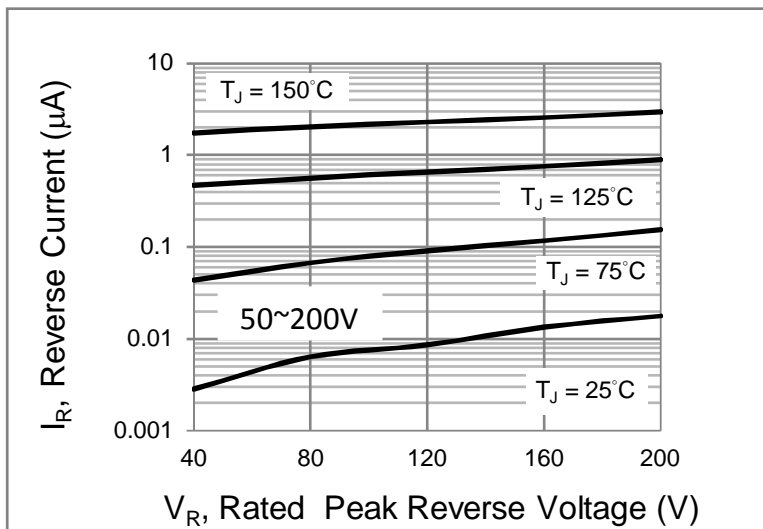
## TYPICAL CHARACTERISTIC CURVES



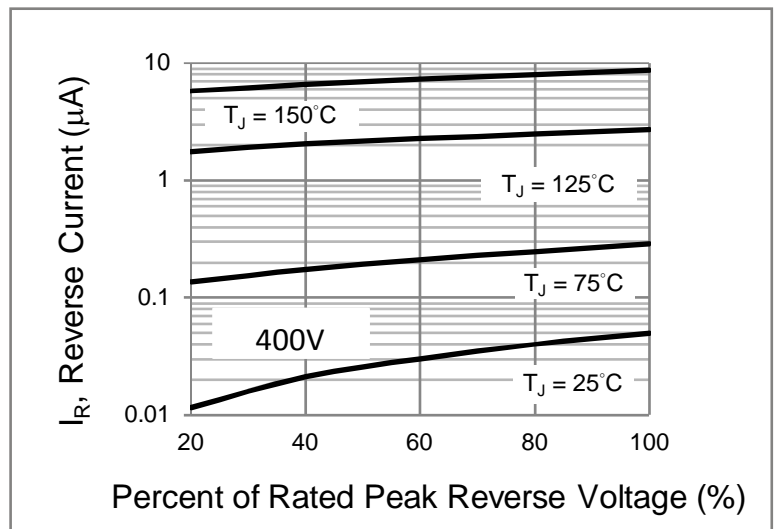
**Fig.1 Forward Current Derating Curve**



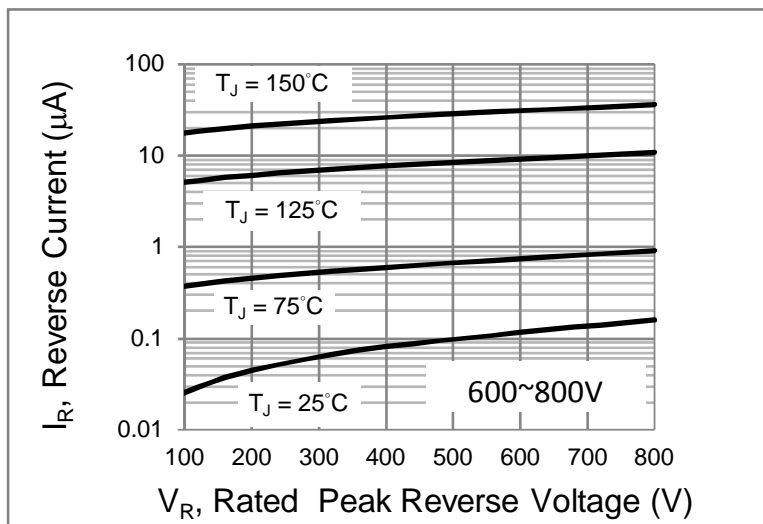
**Fig.2 Typical Junction Capacitance**



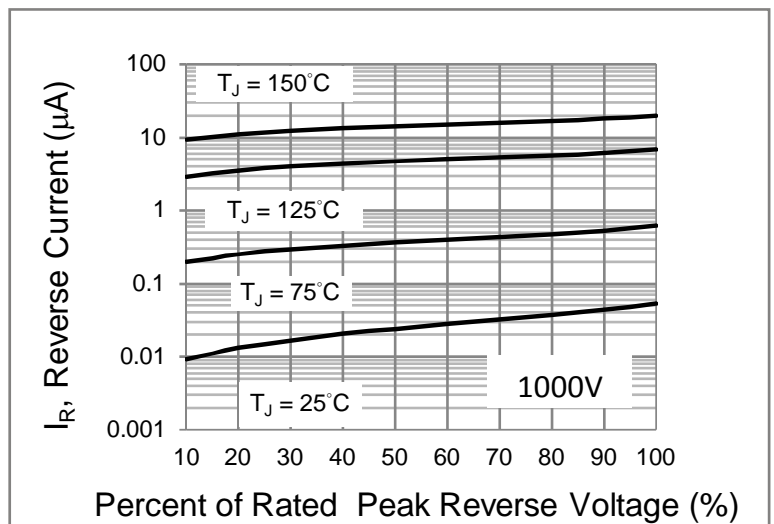
**Fig.3 Typical Reverse Characteristics**



**Fig.4 Typical Reverse Characteristics**



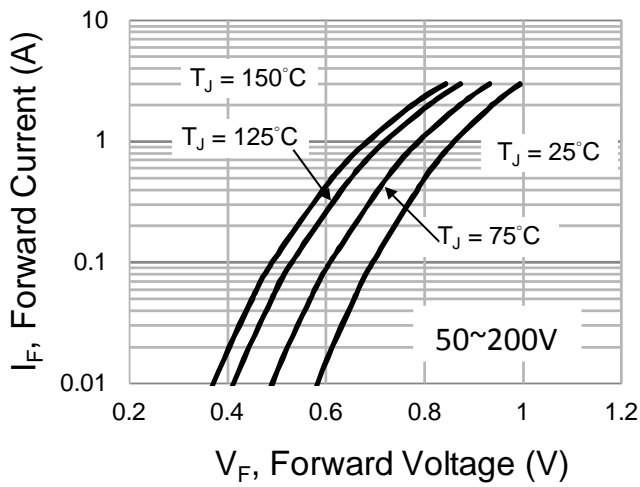
**Fig.5 Typical Reverse Characteristics**



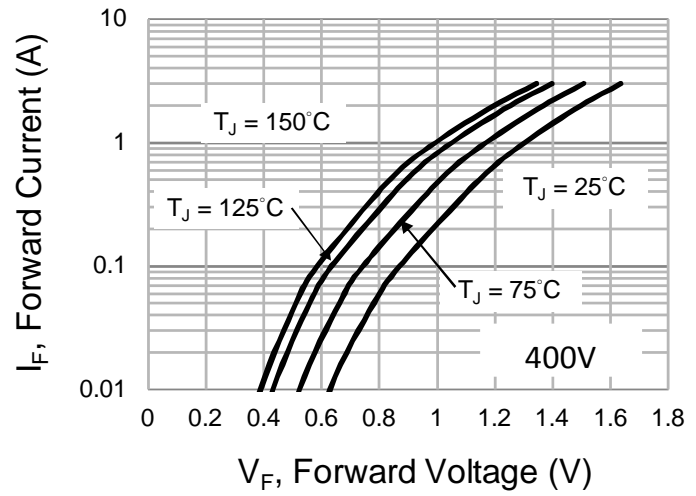
**Fig.6 Typical Reverse Characteristics**

## US1AAFC ~ US1MAFC Series

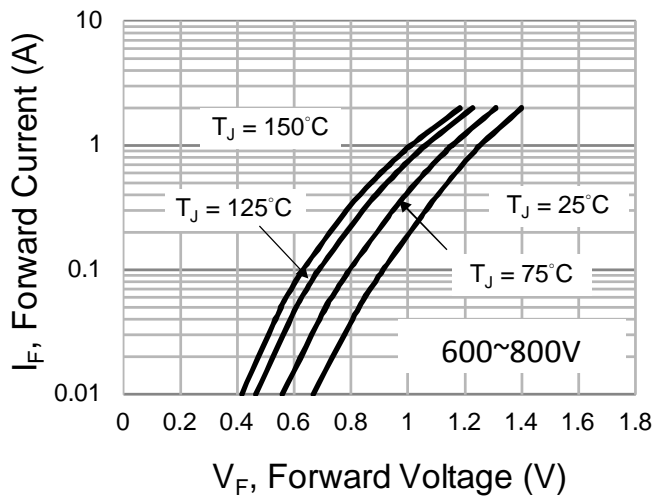
### TYPICAL CHARACTERISTIC CURVES



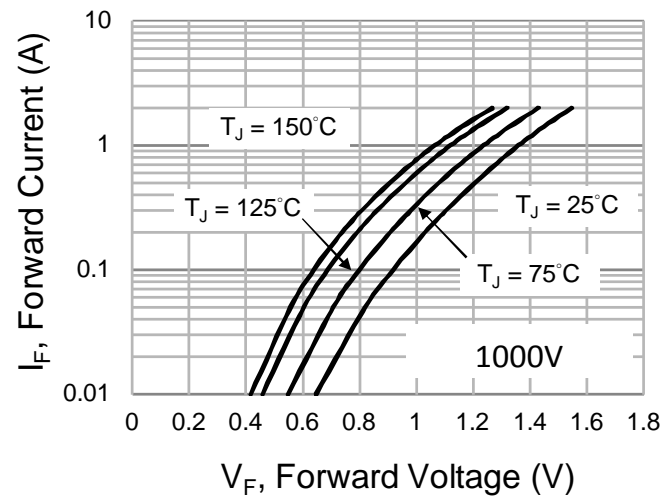
**Fig.7 Typical Forward Characteristics**



**Fig.8 Typical Forward Characteristics**



**Fig.9 Typical Forward Characteristics**



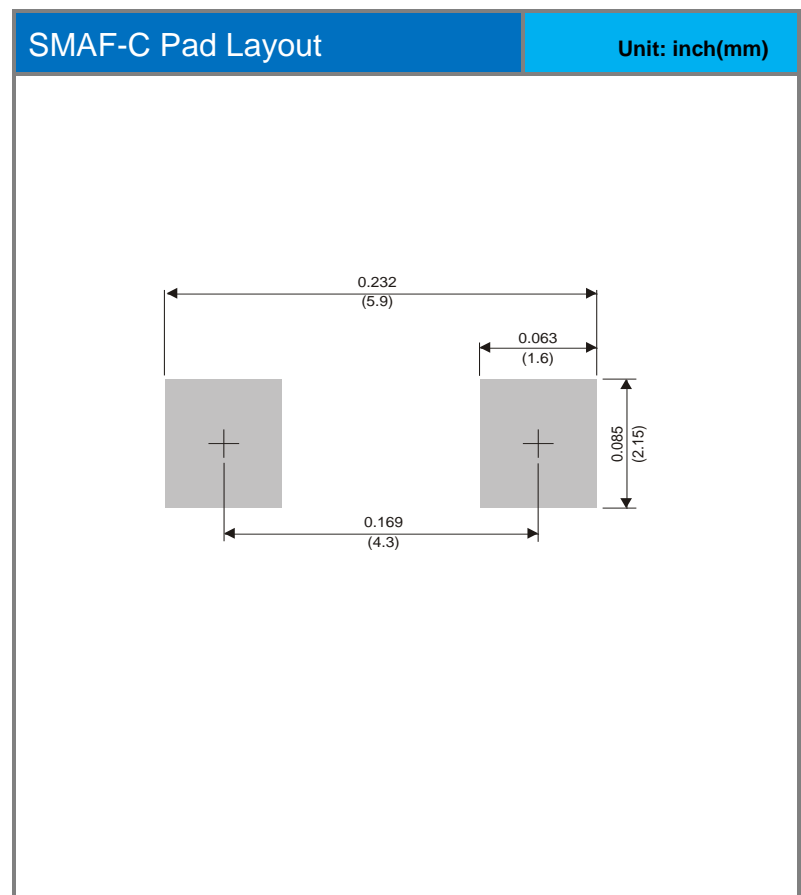
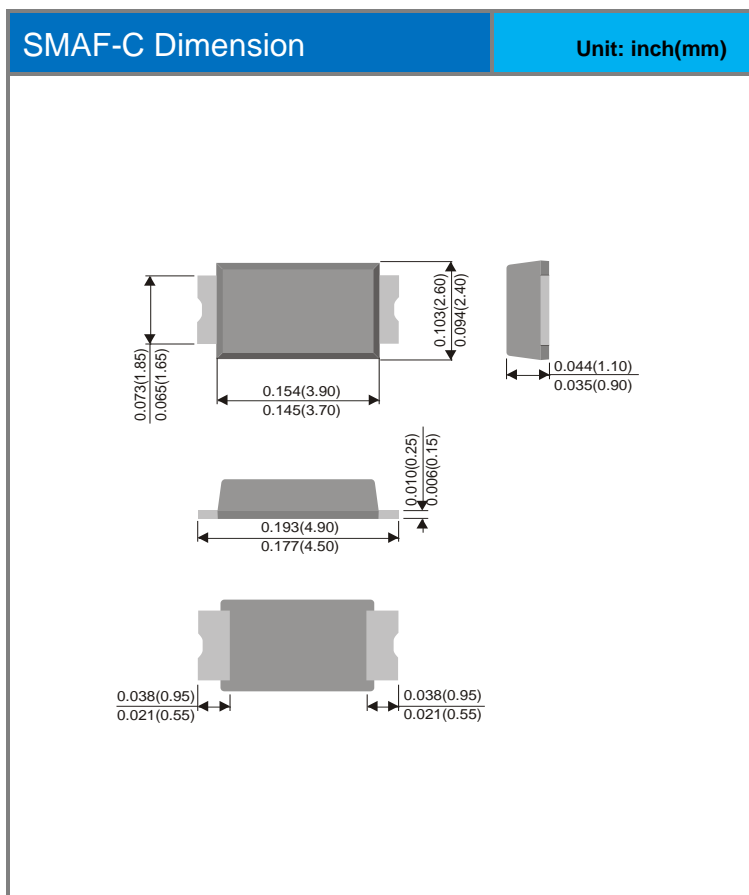
**Fig.10 Typical Forward Characteristics**

## US1AAFC ~ US1MAFC Series

### Product and Packing Information

Part No.	Package Type	Packing Type	Marking
US1AAFC	SMAF-C	3K pcs / 7" reel	US1A
US1BAFC	SMAF-C	3K pcs / 7" reel	US1B
US1DAFC	SMAF-C	3K pcs / 7" reel	US1D
US1GAFC	SMAF-C	3K pcs / 7" reel	US1G
US1JAFC	SMAF-C	3K pcs / 7" reel	US1J
US1KAFC	SMAF-C	3K pcs / 7" reel	US1K
US1MAFC	SMAF-C	3K pcs / 7" reel	US1M

### Packaging Information & Mounting Pad Layout



## US1AAFC ~ US1MAFC Series

### Disclaimer

- Reproducing and modifying information of the document is prohibited without permission from Panjit International Inc..
- Panjit International Inc. reserves the rights to make changes of the content herein the document anytime without notification. Please refer to our website for the latest document.
- Panjit International Inc. disclaims any and all liability arising out of the application or use of any product including damages incidentally and consequentially occurred.
- Panjit International Inc. does not assume any and all implied warranties, including warranties of fitness for particular purpose, non-infringement and merchantability.
- Applications shown on the herein document are examples of standard use and operation. Customers are responsible in comprehending the suitable use in particular applications. Panjit International Inc. makes no representation or warranty that such applications will be suitable for the specified use without further testing or modification.
- The products shown herein are not designed and authorized for equipments requiring high level of reliability or relating to human life and for any applications concerning life-saving or life-sustaining, such as medical instruments, transportation equipment, aerospace machinery et cetera. Customers using or selling these products for use in such applications do so at their own risk and agree to fully indemnify Panjit International Inc. for any damages resulting from such improper use or sale.
- Since Panjit uses lot number as the tracking base, please provide the lot number for tracking when complaining.