

Glass Passivated Low Profile Bridge Rectifier

Voltage

800 V

Current

25A

Features

- Glass passivated chip junction
- Thin single in-line package
- High surge current capability



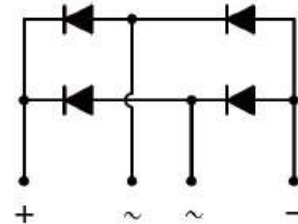
Mechanical Data

- Case : GBJA Package
- Molding compound meets UL 94 V-0 flammability Rating, RoHS-compliant, Halogen free
- Terminals : Tin plated leads , Solderable per J-STD-002 and JESD22-B102
- Approx. Weight : 4.422 grams

Application

- Slim Adapter Power
- Game Console Power
- TV Power

GBJA



Key Parameters	
Parameter	Value
V_{RRM}	800V
$I_F(AV)$	25A
I_{FSM}	360A
I_R	5uA
T_J max.	150°C
Package	GBJA

Maximum Ratings and Thermal Characteristics ($T_A = 25\text{ }^\circ\text{C}$ unless otherwise noted)

PARAMETER		SYMBOL	LIMIT	UNITS
Maximum Repetitive Peak Reverse Voltage		V_{RRM}	800	V
Maximum RMS Voltage		V_{RMS}	560	V
Maximum DC Blocking Voltage		V_{DC}	800	V
Maximum Average Forward Current	With heatsink	$I_{F(AV)}$	25	A
	Without heatsink		3.5	
Peak Forward Surge Current : 8.3 ms Single Half Sine-Wave Superimposed On Rated Load	@ $T_A = 25\text{ }^\circ\text{C}$	I_{FSM}	360	A
	@ $T_A = 125\text{ }^\circ\text{C}$		288	
Peak Forward Surge Current : 1.0 ms Single Half Sine-Wave Superimposed On Rated Load	@ $T_A = 25\text{ }^\circ\text{C}$	I_{FSM}	720	A
	@ $T_A = 125\text{ }^\circ\text{C}$		576	
$I^2 t$ rating for fusing ($t = 8.3\text{ms}$)		$I^2 t$	537	A^2S
Typical Junction Capacitance Measured at 1 MHz And Applied $V_R = 4\text{ V}$		C_J	116	pF
Typical Thermal Resistance (Note1)		$R_{\theta JA}$	10	$^\circ\text{C/W}$
		$R_{\theta JL}$	2	
		$R_{\theta JC}$	1	
Operating junction and storage temperature range		T_J, T_{STG}	-55~150	$^\circ\text{C}$
Mounting torque @ Recommend torque:5Kg.cm		Tor	8	Kg.cm

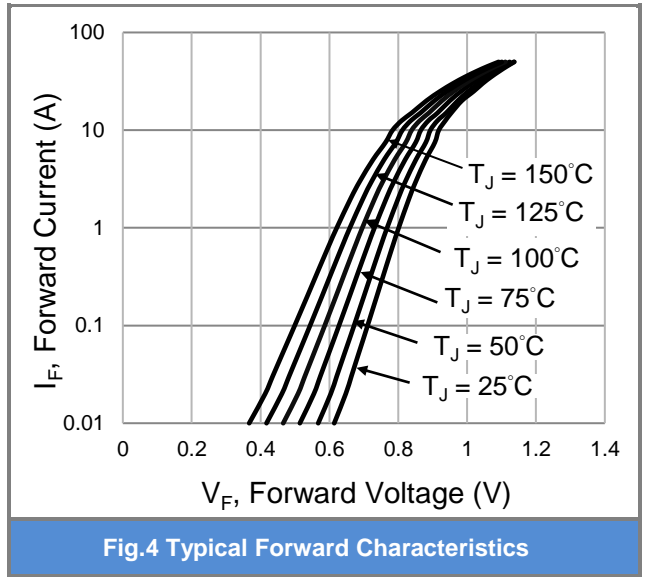
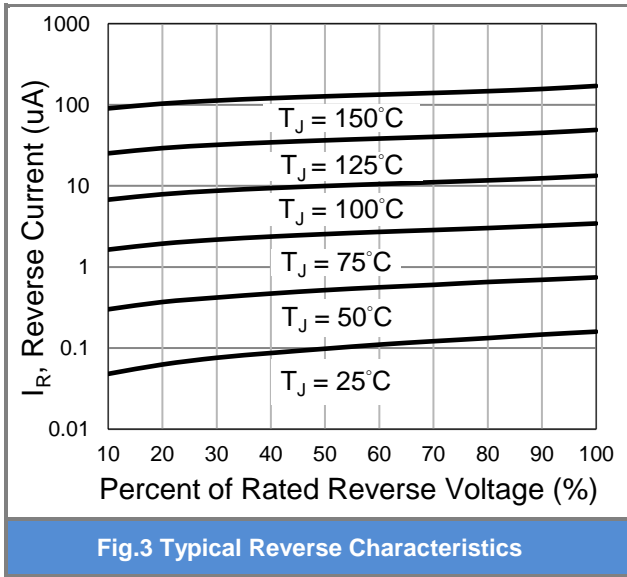
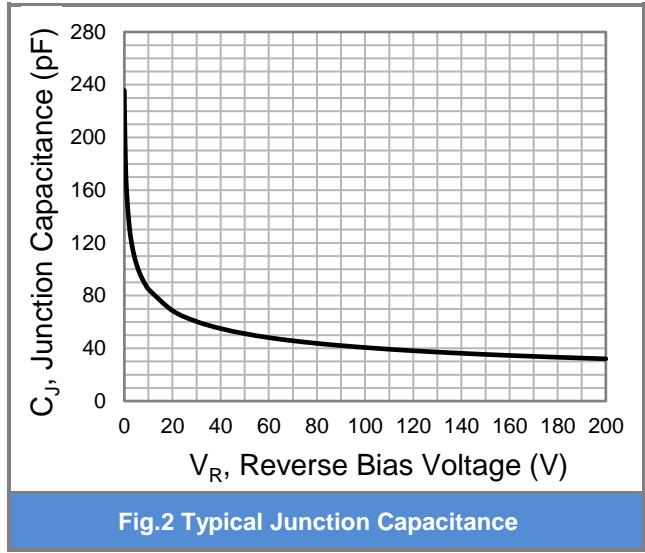
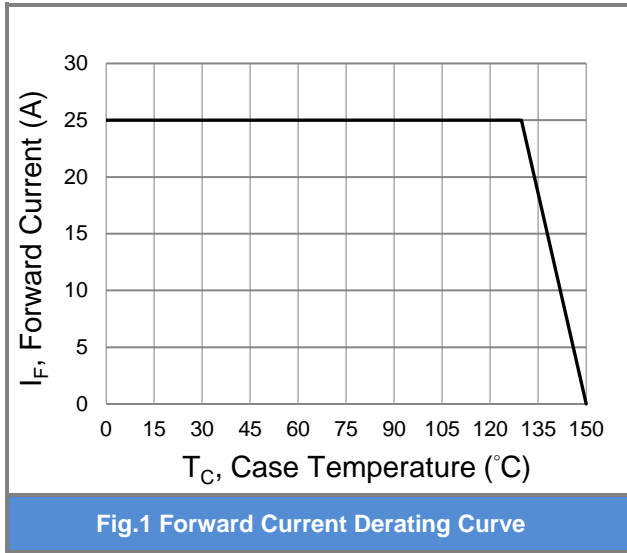
Electrical Characteristics ($T_A = 25\text{ }^\circ\text{C}$ unless otherwise noted)

PARAMETER	SYMBOL	TEST CONDITION	MIN.	TYP.	MAX.	UNITS
Forward Voltage	V_F	$I_F = 12.5\text{ A}, T_J = 25\text{ }^\circ\text{C}$	-	-	1.0	V
Reverse Current	I_R	$V_R = 800\text{ V}, T_J = 25\text{ }^\circ\text{C}$	-	-	5	uA
		$V_R = 800\text{ V}, T_J = 125\text{ }^\circ\text{C}$	-	-	100	

NOTES :

1. Device mounted on 75mm * 45mm * 5.5mm Aluminum Plate Heatsink.

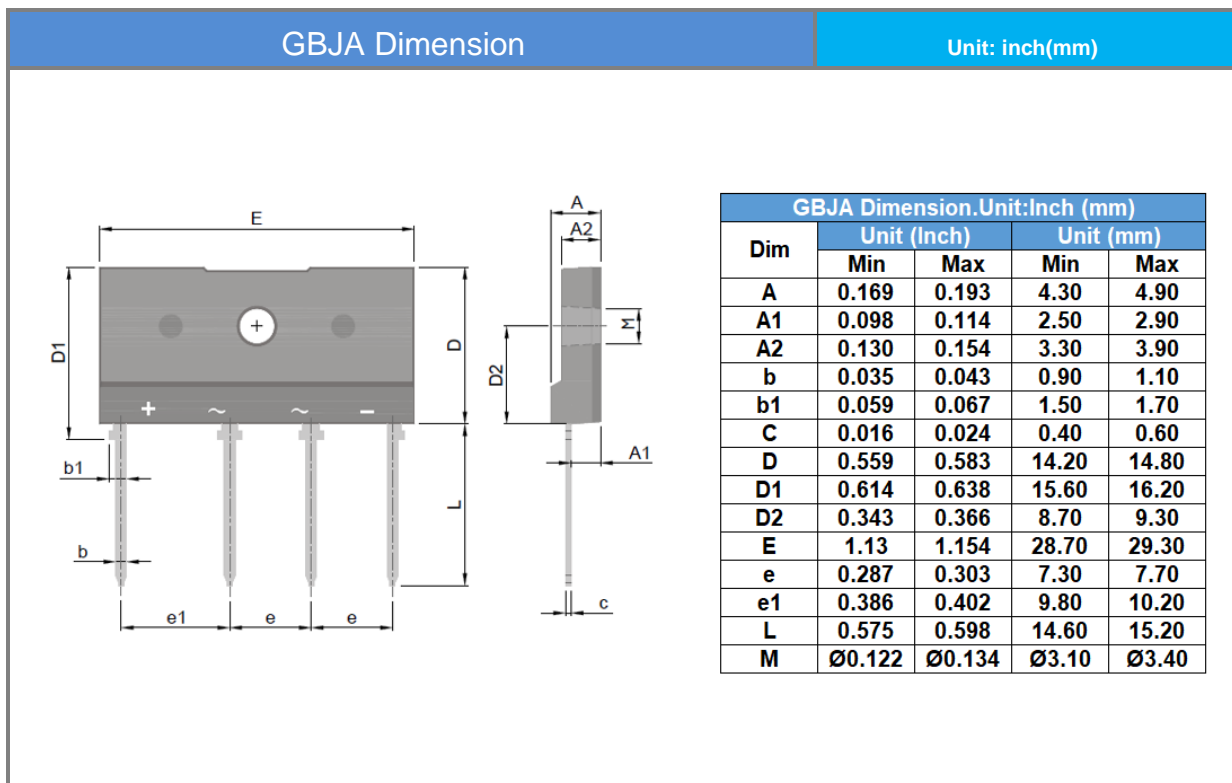
TYPICAL CHARACTERISTIC CURVES



Product and Packing Information

Part No.	Package Type	Packing Type	Marking
GBJA2508	GBJA	15 pcs / tube	GBJA2508

Packaging Information



Disclaimer

- Reproducing and modifying information of the document is prohibited without permission from Panjit International Inc..
- Panjit International Inc. reserves the rights to make changes of the content herein the document anytime without notification. Please refer to our website for the latest document.
- Panjit International Inc. disclaims any and all liability arising out of the application or use of any product including damages incidentally and consequentially occurred.
- Panjit International Inc. does not assume any and all implied warranties, including warranties of fitness for particular purpose, non-infringement and merchantability.
- Applications shown on the herein document are examples of standard use and operation. Customers are responsible in comprehending the suitable use in particular applications. Panjit International Inc. makes no representation or warranty that such applications will be suitable for the specified use without further testing or modification.
- The products shown herein are not designed and authorized for equipments requiring high level of reliability or relating to human life and for any applications concerning life-saving or life-sustaining, such as medical instruments, transportation equipment, aerospace machinery et cetera. Customers using or selling these products for use in such applications do so at their own risk and agree to fully indemnify Panjit International Inc. for any damages resulting from such improper use or sale.
- Since Panjit uses lot number as the tracking base, please provide the lot number for tracking when complaining.