

MBR10H60PC-AU

Surface Mount Ultra Low I_R Schottky Barrier Rectifier

Voltage 60 V **Current** 10 A

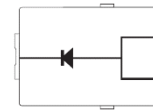
Features

- Low leakage current
- Ideal for automated placement
- Low power loss, high efficiency
- High surge current capability
- AEC-Q101 qualified
- Lead free in compliance with EU RoHS 2.0
- Green molding compound as per IEC 61249 standard

Mechanical Data

- Case : TO-277C package
- Terminals : Solderable per MIL-STD-750, Method 2026
- Approx. Weight : 0.11 grams

TO-277C



Maximum Ratings and Thermal Characteristics ($T_A = 25^\circ\text{C}$ unless otherwise noted)

PARAMETER	SYMBOL	LIMIT	UNITS
Maximum Recurrent Peak Reverse Voltage	V_{RRM}	60	V
Maximum RMS Voltage	V_{RMS}	42	V
Maximum DC Blocking Voltage	V_{DC}	60	V
Maximum Average Forward Rectified Current	$I_{F(AV)}$	10	A
Peak Forward Surge Current : 8.3 ms single half sine-wave superimposed on rated load	I_{FSM}	300	A
Typical Junction Capacitance Measured at 1 MHz And Applied $V_R = 4\text{ V}$	C_J	450	pF
(Note 1)	$R_{\theta JA}$	65	°C/W
Typical Thermal Resistance (Note 2)	$R_{\theta JC}$	17	
(Note 2)	$R_{\theta JL}$	13	
Operating Junction Temperature Range	T_J	-55~175	°C
Storage Temperature Range	T_{STG}	-55~175	°C

MBR10H60PC-AU

Electrical Characteristics ($T_A = 25\text{ }^\circ\text{C}$ unless otherwise noted)

PARAMETER	SYMBOL	TEST CONDITION	MIN.	TYP.	MAX.	UNITS
Forward Voltage	V_F	$I_F = 1\text{ A}, T_J = 25\text{ }^\circ\text{C}$	-	0.49	-	V
		$I_F = 5\text{ A}, T_J = 25\text{ }^\circ\text{C}$	-	0.6	-	
		$I_F = 10\text{ A}, T_J = 25\text{ }^\circ\text{C}$	-	0.68	0.75	
		$I_F = 1\text{ A}, T_J = 125\text{ }^\circ\text{C}$	-	0.38	-	
		$I_F = 5\text{ A}, T_J = 125\text{ }^\circ\text{C}$	-	0.51	-	
		$I_F = 10\text{ A}, T_J = 125\text{ }^\circ\text{C}$	-	0.6	-	
Reverse Current	I_R	$V_R = 48\text{ V}, T_J = 25\text{ }^\circ\text{C}$	-	200	-	nA
		$V_R = 60\text{ V}, T_J = 25\text{ }^\circ\text{C}$	-	0.54	5	uA
		$V_R = 60\text{ V}, T_J = 125\text{ }^\circ\text{C}$	-	0.27	2.2	mA

NOTES :

1. Mounted on a FR4 PCB, single-sided copper, standard footprint.
2. Mounted on a FR4 PCB, single-sided copper, with 100 cm² copper pad area.

MBR10H60PC-AU

TYPICAL CHARACTERISTIC CURVES

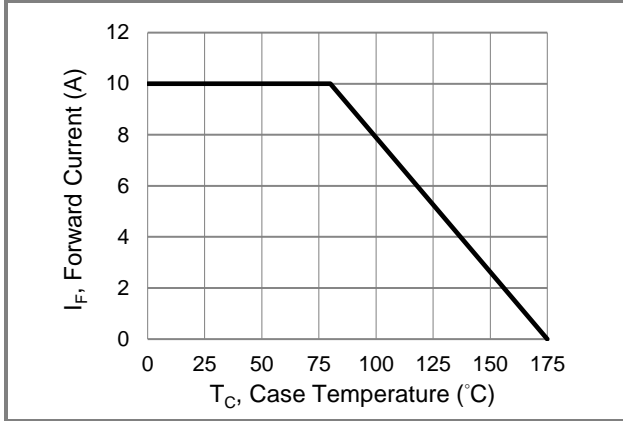


Fig.1 Forward Current Derating Curve

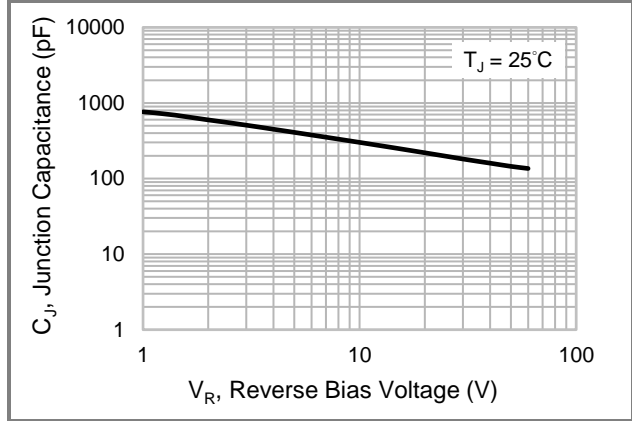


Fig.2 Typical Junction Capacitance

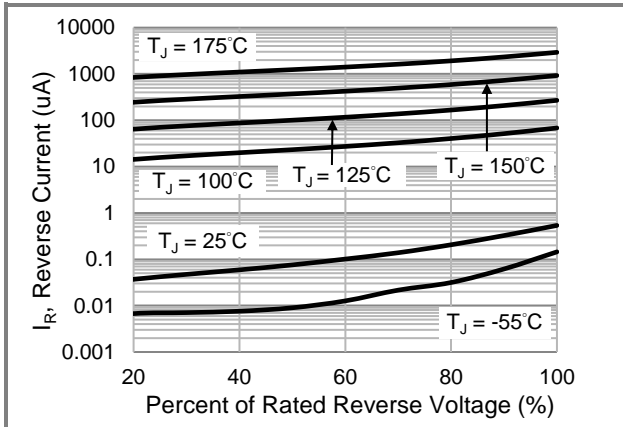


Fig.3 Typical Reverse Characteristics

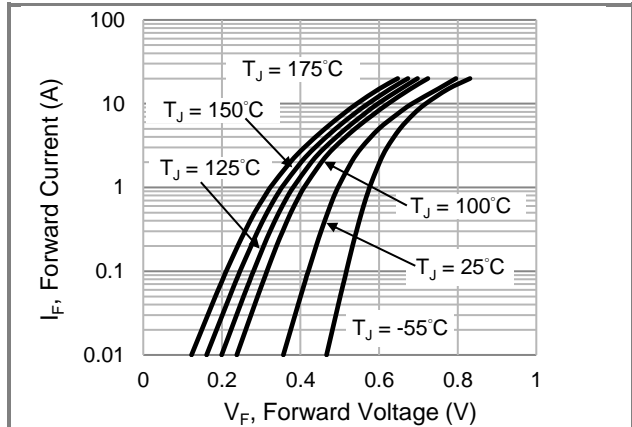


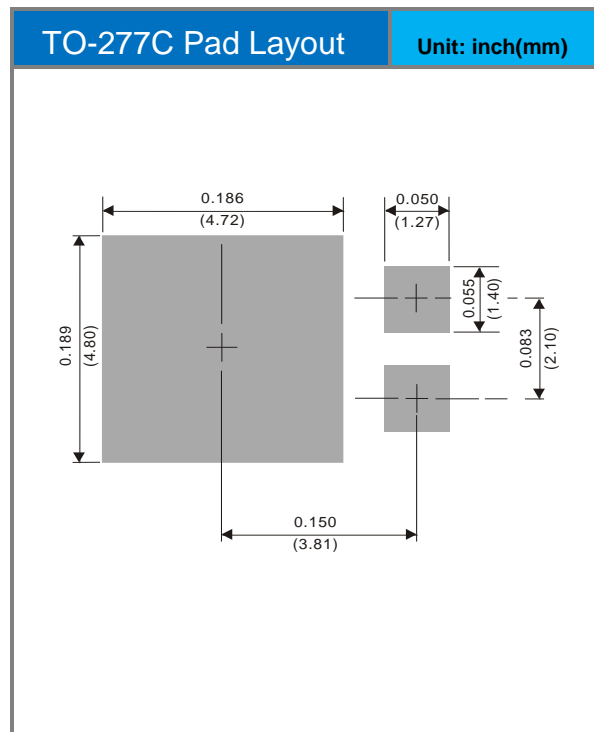
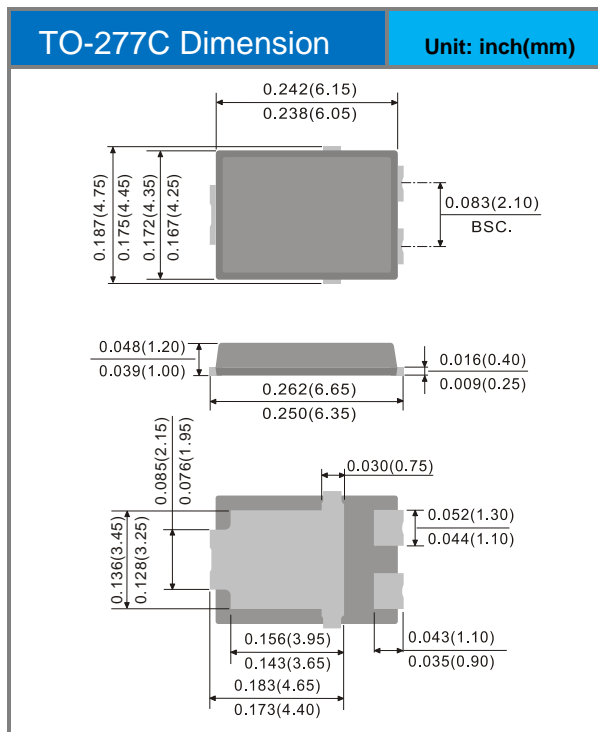
Fig.4. Typical Forward Characteristics

MBR10H60PC-AU

Product and Packing Information

Part No.	Package Type	Packing Type	Marking
MBR10H60PC-AU	TO-277C	5K pcs / 13" reel	MBR10H60PC

Packaging Information & Mounting Pad Layout



MBR10H60PC-AU

Disclaimer

- Reproducing and modifying information of the document is prohibited without permission from Panjit International Inc..
- Panjit International Inc. reserves the rights to make changes of the content herein the document anytime without notification. Please refer to our website for the latest document.
- Panjit International Inc. disclaims any and all liability arising out of the application or use of any product including damages incidentally and consequentially occurred.
- Panjit International Inc. does not assume any and all implied warranties, including warranties of fitness for particular purpose, non-infringement and merchantability.
- Applications shown on the herein document are examples of standard use and operation. Customers are responsible in comprehending the suitable use in particular applications. Panjit International Inc. makes no representation or warranty that such applications will be suitable for the specified use without further testing or modification.
- The products shown herein are not designed and authorized for equipments relating to human life and for any applications concerning life-saving or life-sustaining, such as medical instruments, aerospace machinery et cetera. Customers using or selling these products for use in such applications do so at their own risk and agree to fully indemnify Panjit International Inc. for any damages resulting from such improper use or sale.
- Since Panjit uses lot number as the tracking base, please provide the lot number for tracking when complaining.