

# PEC22SD60M1Q-AU

## ESD Protection

**Voltage**

**60 V**

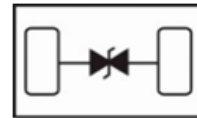

## Features

- ISO10605(C=330pF, R=330Ω) : ±30kV Air, ±30kV Contact
- HBM ≥ ±8kV & CDM ≥ ±2kV
- 1000 contact discharges (OPEN Alliance specification) with 15 kV (ISO10605 C=150pF, R=330Ω)
- OPEN Alliance 100BASE-T1 and 1000BASE-T1 qualified
- IEC61000-4-5(Lightning) : 3A(8/20uS)
- AEC-Q101 qualified
- Lead free in compliance with EU RoHS 2.0
- Green molding compound as per IEC 61249 standard

## Mechanical Data

- Case : DFN1006-2L Package
- Terminals : Solderable per MIL-STD-750, Method 2026
- Approx. Weight : 0.0006 grams

DFN1006-2L



## Maximum Ratings and Thermal Characteristics (T<sub>A</sub> = 25 °C unless otherwise noted)

PARAMETER	SYMBOL	LIMIT	UNIT
ESD IEC61000-4-2(Contact) <sup>(Note 2)</sup>	V <sub>ESD</sub>	±30	kV
ESD ISO10605 C=150pF, R=2kΩ(Contact) <sup>(Note 1)</sup>	V <sub>ESD</sub>	±30	kV
ESD ISO10605 C=330pF, R=330Ω(Contact) <sup>(Note 1)</sup>	V <sub>ESD</sub>	±30	kV
ESD ISO10605 C=330pF, R=2kΩ(Contact) <sup>(Note 1)</sup>	V <sub>ESD</sub>	±30	kV
ESD ISO10605 C=150pF, R=330Ω(1000 contact discharges) , OPEN Alliance specification <sup>(Note 1)</sup>	V <sub>ESD</sub>	±15	kV
Operating Junction Temperature Range	T <sub>J</sub>	-55~150	°C
Storage Temperature Range	T <sub>STG</sub>	-55~150	°C

## PEC22SD60M1Q-AU

### Electrical Characteristics (T<sub>A</sub> = 25 °C unless otherwise noted)

PARAMETER	SYMBOL	TEST CONDITION	MIN.	TYP.	MAX.	UNIT
Reverse Stand-Off Voltage	V <sub>RWM</sub>	-	-	-	60	V
Reverse Leakage Current	I <sub>R</sub>	V <sub>R</sub> = 60 V	-	-	100	nA
Clamping Voltage	V <sub>CL</sub>	I <sub>PP</sub> = 2.7 A, t <sub>P</sub> = 8/20 us	-	73	-	V
Clamping Voltage TLP <sup>(Note 3)</sup>	V <sub>CL</sub>	I <sub>PP</sub> = 8 A, t <sub>P</sub> = 100 ns	-	70	-	V
		I <sub>PP</sub> = 16 A, t <sub>P</sub> = 100 ns	-	72	-	V
Peak Pulse Current <sup>(Note 2)</sup>	I <sub>PP</sub>	t <sub>P</sub> = 8/20us	-	2.7	3	A
Holding Voltage <sup>(Note 3)</sup>	V <sub>h</sub>	t <sub>P</sub> = 100ns	60	-	-	V
Trigger Voltage <sup>(Note 3)</sup>	V <sub>t</sub>	t <sub>P</sub> = 100ns	100	-	-	V
Dynamic Resistance <sup>(Note 3)</sup>	R <sub>DYM</sub>	t <sub>P</sub> = 100ns	-	0.25	-	Ω
Off State Junction Capacitance	C <sub>J</sub>	0Vdc Bias f = 1 MHz	-	-	2	pF

NOTES :

1. Measured from pin 1 to pin 2.
2. Device stressed with ten non-repetitive ESD pulses.
3. Device stressed with non-repetitive 8/20 us exponential decay waveform.
4. Testing using Transmission Line Pulse (TLP) conditions: Z<sub>0</sub> = 50 Ω, t<sub>P</sub> = 100 ns.

# PEC22SD60M1Q-AU

## TYPICAL CHARACTERISTIC CURVES

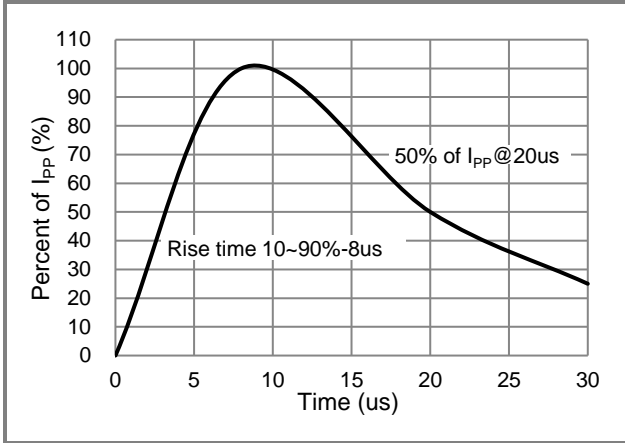


Fig.1 Pulse Waveform

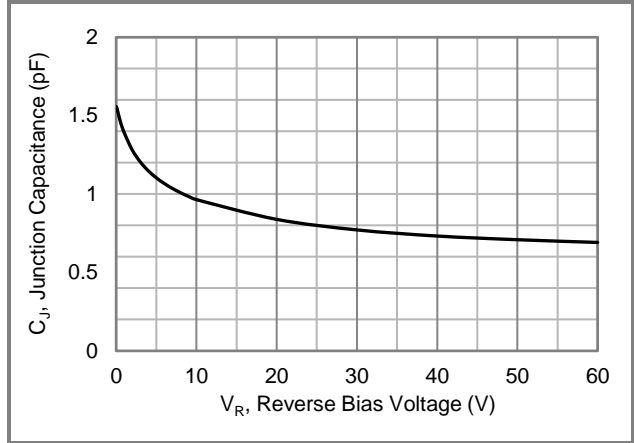


Fig.2 Typical Peak Clamping Voltage

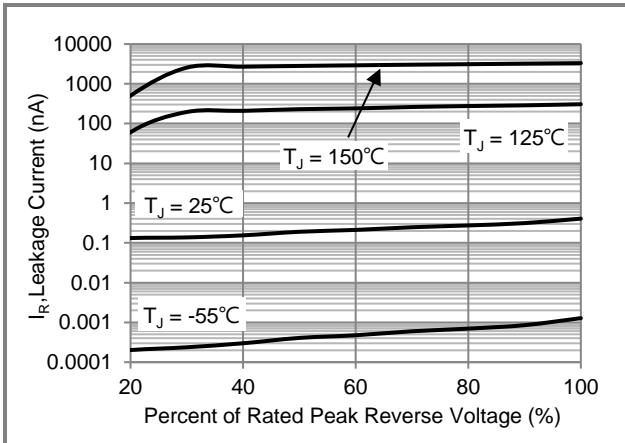


Fig.3 Typical Reverse Characteristics

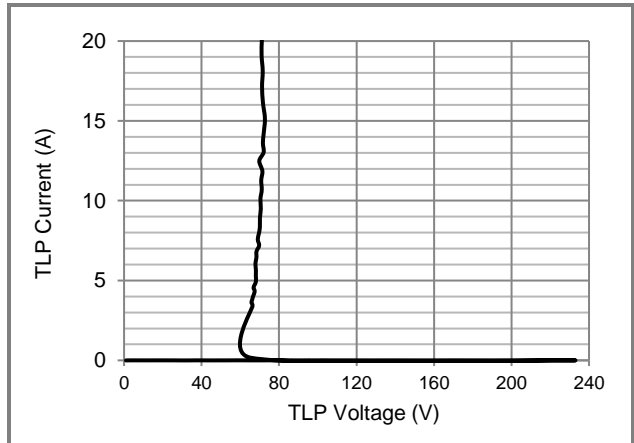


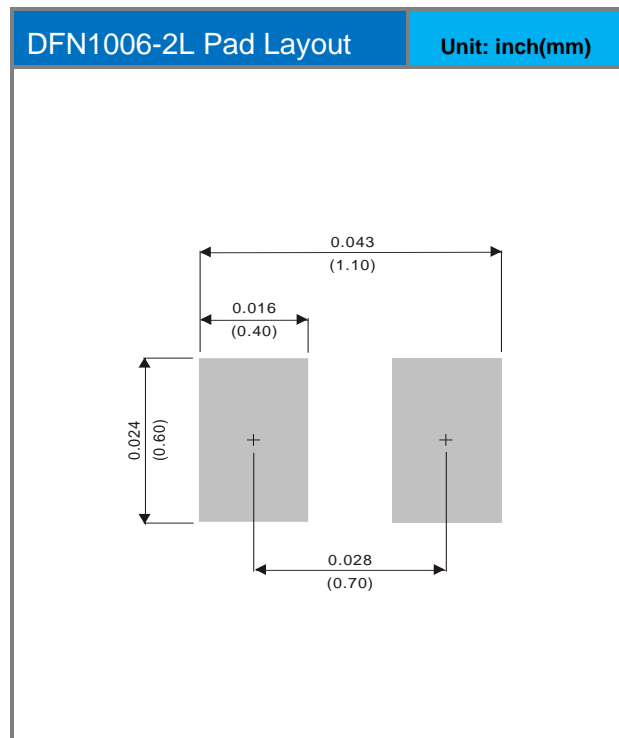
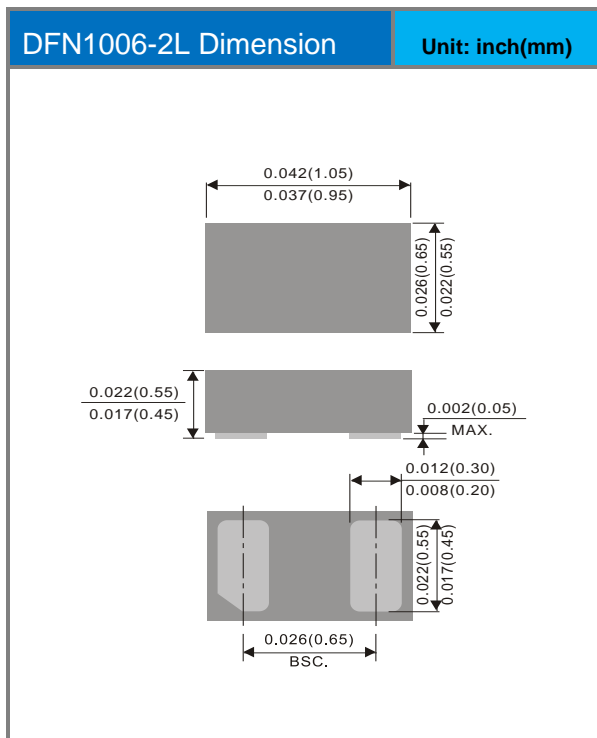
Fig.4 TLP Measurement

# PEC22SD60M1Q-AU

## Product and Packing Information

Part No.	Package Type	Packing Type	Marking
PEC22SD60M1Q-AU	DFN1006-2L	10K pcs / 7" reel	YL

## Packaging Information & Mounting Pad Layout



## PEC22SD60M1Q-AU

### Disclaimer

- Reproducing and modifying information of the document is prohibited without permission from Panjit International Inc..
- Panjit International Inc. reserves the rights to make changes of the content herein the document follow PCN procedure. Please refer to our website for the latest document.
- Panjit International Inc. disclaims any and all liability arising out of the application or use of any product including damages incidentally and consequentially occurred.
- Panjit International Inc. does not assume any and all implied warranties, including warranties of fitness for particular purpose, non-infringement and merchantability.
- Applications shown on the herein document are examples of standard use and operation. Customers are responsible in comprehending the suitable use in particular applications. Panjit International Inc. makes no representation or warranty that such applications will be suitable for the specified use without further testing or modification.
- The products shown herein are not designed and authorized for equipments relating to human life and for any applications concerning life-saving or life-sustaining, such as medical instruments, aerospace machinery et cetera. Customers using or selling these products for use in such applications do so at their own risk and agree to fully indemnify Panjit International Inc. for any damages resulting from such improper use or sale.
- Since Panjit uses lot number as the tracking base, please provide the lot number for tracking when complaining.